
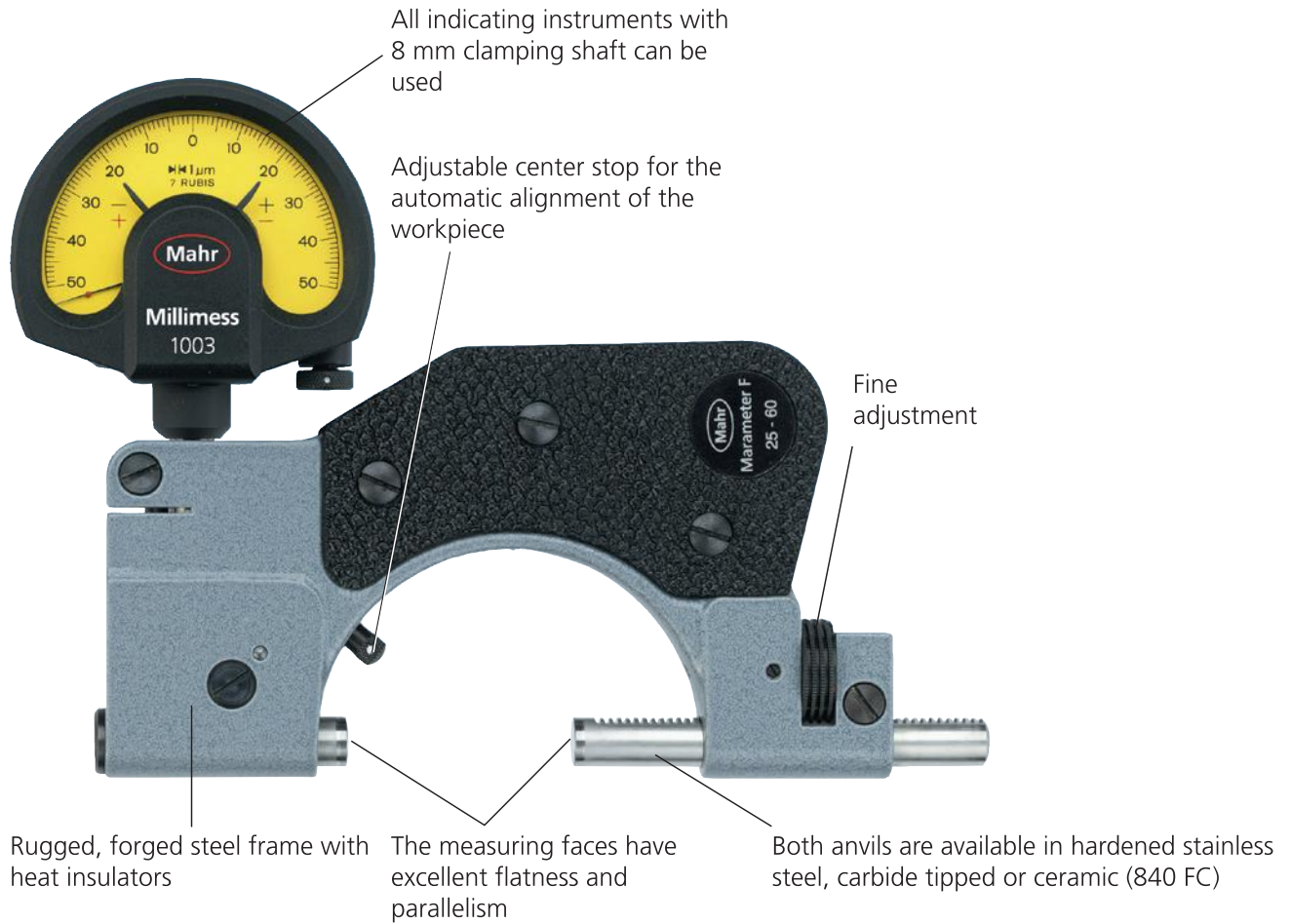


MaraMeter | Indicating Snap Gages 840 F / 840 FC

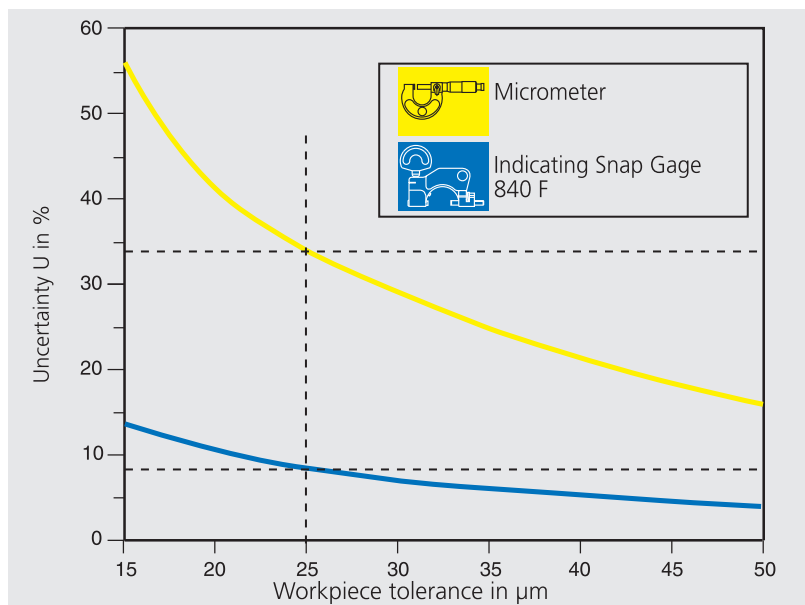
The Indicating Snap Gages **MaraMeter** 840 F / 840 FC are ideal for highly accurate and reliable results on cylindrical workpieces with a narrow tolerance.



MaraMeter | Advantages of the Snap Gage 840 F compared to a Micrometer

- Reduced Measuring Uncertainty

The MaraMeter Indicating Snap Gages have a notably reduced measuring uncertainty in comparison to a Micrometer.

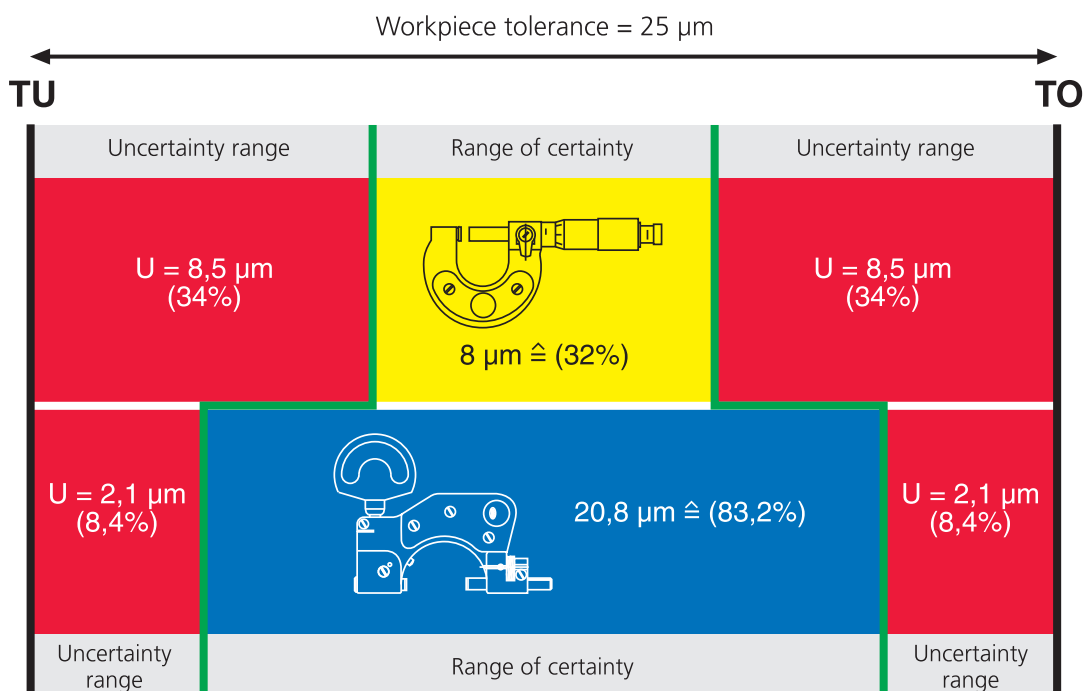


Measuring Uncertainty U is dependent upon the tolerance of the workpiece

- Better utilization of the tolerance zone

Example: Workpiece tolerance 25 µm

The measured value in the uncertainty range can lie outside of the tolerance range, therefore the utilized tolerance of the Micrometer is reduced to only 32% (8 µm). With a MaraMeter Indicating Snap Gage 840 F, 83% (20.8 µm) of the workpiece tolerance can be utilized.



Advantage:

With the Indicating Snap Gage the tolerance zone can be used to a far greater extent, thus reducing the production costs.

MaraMeter 1000P-1 / 1000P-2 / 1000P-3 / 1000P-4 / 1000P-5 / 1000P-6 / 1000P-7

Indicating Snap Gage

FEATURES

- Flat lower anvil (reference) adjustable over a broad range
- Radiused upper anvil (sensitive) spring loaded to counter balance the weight of the gage
- Indicator can be rotated to read from front or rear of the gage
- Anvils are tungsten carbide for long life
- **Package contains:** includes indicator, insulating grip for ranges 44 –82 mm/1.75 –3.25" and above



Application:

- The economical way to check outside diameters on the shop floor

TECHNICAL DATA

Order no.	Product type	Application range	Graduation value	Probe path	Indicating instrument (included in package)
		inch	inch	inch	
2050007	1000P-1	0 –1"	.0005"	.020"	IDS-179 Indicator (B5M)
2050011	1000P-2	.75 –2"	.0005"	.020"	IDS-179 Indicator (B5M)
2050015	1000P-3	1.75 –3.25"	.0005"	.020"	IDS-179 Indicator (B5M)
2050017	1000P-4	3 –4.5"	.0005"	.020"	IDS-179 Indicator (B5M)
2050019	1000P-5	4 –6"	.0005"	.020"	IDS-179 Indicator (B5M)
2050021	1000P-6	6 –8"	.0005"	.020"	IDS-179 Indicator (B5M)
2050023	1000P-7	8 –10"	.0005"	.020"	IDS-179 Indicator (B5M)

ACCESSORIES

Order no.	Product name	Product type
2003150	Base/bench stand for 300P or 1000P style snap gage	BA-26

MaraMeter 1000P-1M / 1000P-2M / 1000P-3M / 1000P-4M / 1000P-5M / 1000P-6M / 1000P-7M

Indicating Snap Gage

FEATURES

- Flat lower anvil (reference) adjustable over a broad range
- Radiused upper anvil (sensitive) spring loaded to counter balance the weight of the gage
- Indicator can be rotated to read from front or rear of the gage
- Anvils are tungsten carbide for long life
- **Package contains:** includes indicator, insulating grip for ranges 44 –82 mm/1.75 –3.25" and above



Application:

- The economical way to check outside diameters on the shop floor

TECHNICAL DATA

Order no.	Product type	Application range mm	Graduation value mm	Measuring surface ϕ mm	Measuring span mm	Indicating instrument (included in package)
2050008	1000P-1M	0 –25	0.01	13	0.5	IDS-288 (O6I)
2050012	1000P-2M	19 –50	0.01	13	0.5	IDS-288 (O6I)
2050016	1000P-3M	44 –82	0.01	13	0.5	IDS-288 (O6I)
2050018	1000P-4M	76 –114	0.01	16	0.5	IDS-288 (O6I)
2050020	1000P-5M	102 –152	0.01	16	0.5	IDS-288 (O6I)
2050022	1000P-6M	152 –203	0.01	19	0.5	IDS-288 (O6I)
2050024	1000P-7M	203 –254	0.01	19	0.5	IDS-288 (O6I)

ACCESSORIES

Order no.	Product name	Product type
2003150	Base/bench stand for 300P or 1000P style snap gage	BA-26

MaraMeter M-300P-1 / M-300P-2 / M-300P-3 / M-300P-4 / M-300P-5 / M-300P-6 / M-300P-7 / M-300P-8 / M-300P-9

Indicating Snap Gage

FEATURES

- Patented "Channel Lock" design assures precise parallel anvil surfaces throughout the full 25 mm / 1" range of adjustment
- All Series 300P snap gages are fully adjustable with positive position locking at any point within the range
- 0.50 mm / .020" movement of sensitive contact
- Snap gages available over a wide range of sizes, styles, and readout configurations
- Large 15.5 mm / .61" square tungsten carbide anvils provide flat, parallel, working surfaces ensuring precision that lasts
- Indicator can be rotated to read from front or rear of the gage
- All adjustments accomplished using a single hex wrench (furnished)
- **Package contains:** allen key

Application:

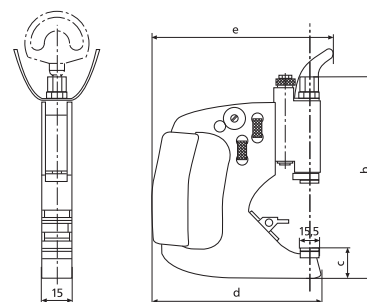
- For rapid measurements of cylindrical parts such as shafts, bolts and spindles
- For thickness and length measurements



TECHNICAL DATA

Order no.	Lifting lever	Product type	Application range	Size of measuring surface	Measuring span		Indicating instrument (included in package)	Parallelism deviation	Measuring force
			mm		mm	inch		µm	N
2003100	-	M-300P-1	0 -25.4	15.5 x 15.5 mm	0.5	0.02	NONE	4	18
2003101	-	M-300P-2	25.4 -50.8	15.5 x 15.5 mm	0.5	0.02	NONE	4	18
2003102	-	M-300P-3	50.8 -76.2	15.5 x 15.5 mm	0.5	0.02	NONE	4	18
2003103	-	M-300P-4	76.2 -101.6	15.5 x 15.5 mm	0.5	0.02	NONE	4	18
2003104	-	M-300P-5	101.6 -127	15.5 x 15.5 mm	0.5	0.02	NONE	4	18
2003105	-	M-300P-6	127 -152.4	15.5 x 15.5 mm	0.5	0.02	NONE	4	18
2003106	-	M-300P-7	152.4 -177.8	15.5 x 15.5 mm	0.5	0.02	NONE	4	18
2003107	-	M-300P-8	177.8 -203.2	15.5 x 15.5 mm	0.5	0.02	NONE	4	18
2003108	-	M-300P-9	203.2 -228.6	15.5 x 15.5 mm	0.5	0.02	NONE	4	18

Order no.	a	b	b	c	c	d	d	e	e
	inch	mm	inch	mm	inch	mm	inch	mm	inch
2003100	1"	150	6"	29	1.16"	145	5.8"	158	6.3"
2003101	2"	175	7"	29	1.16"	141	5.6"	154	6.16"
2003102	3"	200	8"	29	1.16"	155	6.2"	167	6.7"
2003103	4"	226	9"	29	1.16"	167	6.7"	180	7.2"
2003104	5"	251	10"	29	1.16"	180	7.2"	193	7.7"
2003105	6"	278	11"	30	1.2"	203	8"	215	8.6"
2003106	7"	303	12"	30	1.2"	213	8.5"	226	9"
2003107	8"	329	13"	30	1.2"	231	9.2"	244	9.7"
2003108	9"	335	13.5"	30	1.2"	248	9.9"	261	10.4"



ACCESSORIES

Order no.	Product name	Product type
4333000	Millimess 5 µm, ± 130 µm	1004
4332000	Millimess 0.01 mm, ±0.25 mm	1010
4337620	Digital indicator, 0.0005 mm, 12.5 mm	1086 R
4337624	Digital indicator, 0.0005 mm, 12.5 mm	1086 Ri
2202272	Plain anvil (lower), left (option)	AL-1755
2202273	Plain anvil (upper), left (option)	AL-1756
2202274	Plain anvil (lower), right (option)	AL-1757
2202275	Plain anvil (lower), right (option)	AL-1758
2202276	Plain anvil (lower), middle (option)	AL-1759
2202277	Plain anvil (lower), middle (option)	AL-1760
2003150	Base/bench stand for 300P or 1000P style snap gage	BA-26
2204644	Bench stand for AGD style 3 disc masters up to 127 mm / 5"	BA-71
2232441	Heavier force spring for EMD-30XP	SP-118
2232478	Lighter force spring for EMD-30XP	SP-192



1004



1086 R; 1086 R-HR; 1086 ZR



1086 Ri

MaraMeter OMI-300P-1 / OMI-300P-3 / OMI-300P-4 / OMI-300P-5 / OMI-300P-6 / OMI-300P-7 / OMI-300P-8 / OMI-300P-9

Indicating Snap Gage

FEATURES

- Patented "Channel Lock" design assures precise parallel anvil surfaces throughout the full 25 mm / 1" range of adjustment
- All Series 300P snap gages are fully adjustable with positive position locking at any point within the range
- 0.50 mm / .020" movement of sensitive contact
- Snap gages available over a wide range of sizes, styles, and readout configurations
- Large 15.5 mm / .61" square tungsten carbide anvils provide flat, parallel, working surfaces ensuring precision that lasts
- Indicator can be rotated to read from front or rear of the gage
- All adjustments accomplished using a single hex wrench (furnished)
- **Package contains:** allen key

Application:

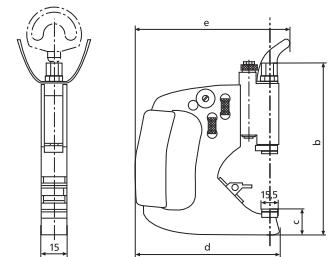
- For rapid measurements of cylindrical parts such as shafts, bolts and spindles
- For thickness and length measurements



TECHNICAL DATA

Order no.	Lifting lever	Product type	Application range	Size of measuring surface	Measuring span		Indicating instrument (included in package)	Parallelism deviation	Measuring force
					mm	inch			
2054281	-	OMI-300P-1	0 –25.4	15.5 x 15.5 mm	0.5	0.02	NONE	4	18
2054287	-	OMI-300P-2	25.4 –50.8	15.5 x 15.5 mm	0.5	0.02	NONE	4	18
2054288	-	OMI-300P-3	50.8 –76.2	15.5 x 15.5 mm	0.5	0.02	NONE	4	18
2054294	-	OMI-300P-4	76.2 –101.6	15.5 x 15.5 mm	0.5	0.02	NONE	4	18
2054295	-	OMI-300P-5	101.6 –127	15.5 x 15.5 mm	0.5	0.02	NONE	4	18
2054296	-	OMI-300P-6	127 –152.4	15.5 x 15.5 mm	0.5	0.02	NONE	4	18
2054297	-	OMI-300P-7	152.4 –177.8	15.5 x 15.5 mm	0.5	0.02	NONE	4	18
2054298	-	OMI-300P-8	177.8 –203.2	15.5 x 15.5 mm	0.5	0.02	NONE	4	18
2054299	-	OMI-300P-9	203.2 –228.6	15.5 x 15.5 mm	0.5	0.02	NONE	4	18

Order no.	a		b		c		d		e	
	mm	inch	mm	inch	mm	inch	mm	inch	mm	inch
2054281	25.4	1"	150	6"	29	1.16"	145	5.8"	158	6.3"
2054287	50.8	2"	175	7"	29	1.16"	141	5.6"	154	6.16"
2054288	76.2	3"	200	8"	29	1.16"	155	6.2"	167	6.7"
2054294	101.6	4"	226	9"	29	1.16"	167	6.7"	180	7.2"
2054295	127	5"	251	10"	29	1.16"	180	7.2"	193	7.7"
2054296	152.4	6"	278	11"	30	1.2"	203	8"	215	8.6"
2054297	177.8	7"	303	12"	30	1.2"	213	8.5"	226	9"
2054298	203.2	8"	329	13"	30	1.2"	231	9.2"	244	9.7"
2054299	228.6	9"	335	13.5"	30	1.2"	248	9.9"	261	10.4"



ACCESSORIES

Order no.	Product name	Product type
2003150	Base/bench stand for 300P or 1000P style snap gage	BA-26
2204644	Bench stand for AGD style 3 disc masters up to 127 mm / 5"	BA-71
2232441	Heavier force spring for EMD-30XP	SP-118
2232478	Lighter force spring for EMD-30XP	SP-192
2202272	Plain anvil (lower), left (option)	AL-1755
2202273	Plain anvil (upper), left (option)	AL-1756
2202274	Plain anvil (lower), right (option)	AL-1757
2202275	Plain anvil (lower), right (option)	AL-1758
2202276	Plain anvil (lower), middle (option)	AL-1759
2202277	Plain anvil (lower), middle (option)	AL-1760

MaraMeter 300P-1M / 300P-2M / 300P-3M / 300P-4M / 300P-5M / 300P-6M

Indicating Snap Gage

FEATURES

- Patented "Channel Lock" design assures precise parallel anvil surfaces throughout the full 25 mm / 1" range of adjustment
- All Series 300P snap gages are fully adjustable with positive position locking at any point within the range
- 0.50 mm / .020" movement of sensitive contact
- Snap gages available over a wide range of sizes, styles, and readout configurations
- Large 15.5 mm / .61" square tungsten carbide anvils provide flat, parallel, working surfaces ensuring precision that lasts
- Indicator can be rotated to read from front or rear of the gage
- All adjustments accomplished using a single hex wrench (furnished)
- Package contains: allen key



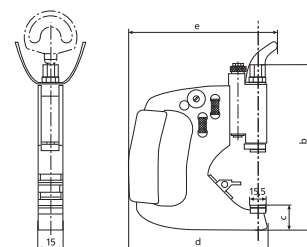
Application:

- For rapid measurements of cylindrical parts such as shafts, bolts and spindles
- For thickness and length measurements

TECHNICAL DATA

Order no.	Lifting lever	Product type	Application range mm	Size of measuring surface	Measuring span		Indicating instrument (included in package)	Parallelism deviation	Measuring force
			mm		mm	inch		µm	N
2050496	-	300P-1M	0-25.4	15.5 x 15.5 mm	0.5	0.02	IDS-206	4	18
2050498	-	300P-2M	25.4-50.8	15.5 x 15.5 mm	0.5	0.02	IDS-206	4	18
2050510	-	300P-3M	50.8-76.2	15.5 x 15.5 mm	0.5	0.02	IDS-206	4	18
2050513	-	300P-4M	76.2-101.6	15.5 x 15.5 mm	0.5	0.02	IDS-206	4	18
2050515	-	300P-5M	101.6-127	15.5 x 15.5 mm	0.5	0.02	IDS-206	4	18
2050517	-	300P-6M	127-152.4	15.5 x 15.5 mm	0.5	0.02	IDS-206	4	18
2050526	-	300P-7M	152.4-177.8	15.5 x 15.5 mm	0.5	0.02	IDS-208	4	18

Order no.	a	b	c	d	e
	inch	inch	inch	inch	inch
2050496	1"	6"	1.16"	5.8"	6.3"
2050498	2"	7"	1.16"	5.6"	6.16"
2050510	3"	8"	1.16"	6.2"	6.7"
2050513	4"	9"	1.16"	6.7"	7.2"
2050515	5"	10"	1.16"	7.2"	7.7"
2050517	6"	11"	1.16"	7.7"	8.5"
2050526	7"	12"	1.2"	8.5"	9"



ACCESSORIES

Order no.	Product name	Product type
2003150	Base/bench stand for 300P or 1000P style snap gage	BA-26
2204644	Bench stand for AGD style 3 disc masters up to 127 mm / 5"	BA-71
2232441	Heavier force spring for EMD-30XP	SP-118
2232478	Lighter force spring for EMD-30XP	SP-192
2202272	Plain anvil (lower), left (option)	AL-1755
2202273	Plain anvil (upper), left (option)	AL-1756
2202274	Plain anvil (lower), right (option)	AL-1757
2202275	Plain anvil (lower), right (option)	AL-1758
2202276	Plain anvil (lower), middle (option)	AL-1759
2202277	Plain anvil (lower), middle (option)	AL-1760

MaraMeter 300P-1 / 300P-2 / 300P-3 / 300P-4 / 300P-5 / 300P-6 / 300P-7 / 300P-8 / 300P-9

Indicating Snap Gage

FEATURES

- Patented "Channel Lock" design assures precise parallel anvil surfaces throughout the full 25 mm / 1" range of adjustment
- All Series 300P snap gages are fully adjustable with positive position locking at any point within the range
- 0.50 mm / .020" movement of sensitive contact
- Snap gages available over a wide range of sizes, styles, and readout configurations
- Large 15.5 mm / .61" square tungsten carbide anvils provide flat, parallel, working surfaces ensuring precision that lasts
- Indicator can be rotated to read from front or rear of the gage
- All adjustments accomplished using a single hex wrench (furnished)
- Package contains: allen key



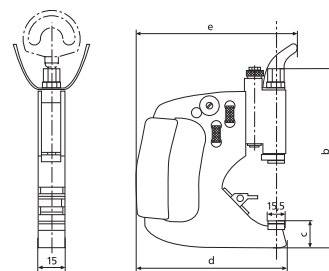
Application:

- For rapid measurements of cylindrical parts such as shafts, bolts and spindles
- For thickness and length measurements

TECHNICAL DATA

Order no.	Lifting lever	Product type	Application range	Size of measuring surface	Measuring span		Indicating instrument (included in package)	Parallelism deviation	Measuring force
			mm		mm	inch		µm	N
2050485	-	300P-1	0-25.4	15.5 x 15.5 mm	0.5	0.02	IDT-102 Indicator (12I)	4	18
2050497	-	300P-2	25.4-50.8	15.5 x 15.5 mm	0.5	0.02	IDT-102 Indicator (12I)	4	18
2050499	-	300P-3	50.8-76.2	15.5 x 15.5 mm	0.5	0.02	IDT-102 Indicator (12I)	4	18
2050511	-	300P-4	76.2-101.6	15.5 x 15.5 mm	0.5	0.02	IDT-102 Indicator (12I)	4	18
2050514	-	300P-5	101.6-127	15.5 x 15.5 mm	0.5	0.02	IDT-102 Indicator (12I)	4	18
2050516	-	300P-6	127-152.4	15.5 x 15.5 mm	0.5	0.02	IDT-106 Indicator (22I)	4	18
2050518	-	300P-7	152.4-177.8	15.5 x 15.5 mm	0.5	0.02	IDT-106 Indicator (22I)	4	18
2050527	-	300P-8	177.8-203.2	15.5 x 15.5 mm	0.5	0.02	IDT-106 Indicator (22I)	4	18
2050529	-	300P-9	203.2-228.6	15.5 x 15.5 mm	0.5	0.02	IDT-106 Indicator (22I)	4	18

Order no.	a	a	b	b	c	c	d	d	e	e
	mm	inch	mm	inch	mm	inch	mm	inch	mm	inch
2050485	25.4	1"	150	6"	29	1.16"	145	5.8"	158	6.3"
2050497	50.8	2"	175	7"	29	1.16"	141	5.6"	154	6.16"
2050499	76.2	3"	200	8"	29	1.16"	155	6.2"	167	6.7"
2050511	101.6	4"	226	9"	29	1.16"	167	6.7"	180	7.2"
2050514	127	5"	251	10"	29	1.16"	180	7.2"	193	7.7"
2050516	152.4	6"	278	11"	30	1.2"	203	8"	215	8.6"
2050518	177.8	7"	303	12"	30	1.2"	213	8.5"	226	9"
2050527	203.2	8"	329	13"	30	1.2"	231	9.2"	244	9.7"
2050529	228.6	9"	335	13.5"	30	1.2"	248	9.9"	261	10.4"



ACCESSORIES

Order no.	Product name	Product type
2003150	Base/bench stand for 300P or 1000P style snap gage	BA-26
2204644	Bench stand for AGD style 3 disc masters up to 127 mm / 5"	BA-71
2232441	Heavier force spring for EMD-30XP	SP-118
2232478	Lighter force spring for EMD-30XP	SP-192
2202272	Plain anvil (lower), left (option)	AL-1755
2202273	Plain anvil (upper), left (option)	AL-1756
2202274	Plain anvil (lower), right (option)	AL-1757
2202275	Plain anvil (lower), right (option)	AL-1758
2202276	Plain anvil (lower), middle (option)	AL-1759
2202277	Plain anvil (lower), middle (option)	AL-1760

MaraMeter EDI-300P-1 / EDI-300P-2 / EDI-300P-3 / EDI-300P-4 / EDI-300P-5 / EDI-300P-6 / EDI-300P-7 / EDI-300P-8 / EDI-300P-9

Indicating Snap Gage

FEATURES

- Patented "Channel Lock" design assures precise parallel anvil surfaces throughout the full 25 mm / 1" range of adjustment
- All Series 300P snap gages are fully adjustable with positive position locking at any point within the range
- 0.50 mm / .020" movement of sensitive contact
- Snap gages available over a wide range of sizes, styles, and readout configurations
- Large 15.5 mm / .61" square tungsten carbide anvils provide flat, parallel, working surfaces ensuring precision that lasts
- Indicator can be rotated to read from front or rear of the gage
- All adjustments accomplished using a single hex wrench (furnished)
- **Package contains:** allen key

Application:

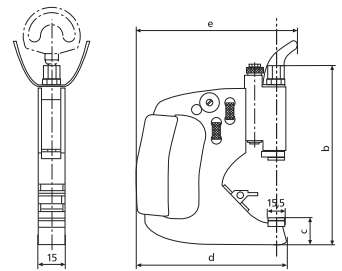
- For rapid measurements of cylindrical parts such as shafts, bolts and spindles
- For thickness and length measurements



TECHNICAL DATA

Order no.	Lifting lever	Product type	Application range mm	Size of measuring surface	Measuring span		Indicating instrument (included in package)	Parallelism deviation	Measuring force
					mm	inch			
2051658	-	EDI-300P-1	0 -25.4	15.5 x 15.5 mm	0.5	0.02	2034201 µMaxum-II Indicator	4	18
2051664	-	EDI-300P-2	25.4 -50.8	15.5 x 15.5 mm	0.5	0.02	2034201 µMaxum-II Indicator	4	18
2051666	-	EDI-300P-3	50.8 -76.2	15.5 x 15.5 mm	0.5	0.02	2034201 µMaxum-II Indicator	4	18
2051668	-	EDI-300P-4	76.2 -101.6	15.5 x 15.5 mm	0.5	0.02	2034201 µMaxum-II Indicator	4	18
2051669	-	EDI-300P-5	101.6 -127	15.5 x 15.5 mm	0.5	0.02	2034201 µMaxum-II Indicator	4	18
2051670	-	EDI-300P-6	127 -152.4	15.5 x 15.5 mm	0.5	0.02	2034201 µMaxum-II Indicator	4	18
2051671	-	EDI-300P-7	152.4 -177.8	15.5 x 15.5 mm	0.5	0.02	2034201 µMaxum-II Indicator	4	18
2051672	-	EDI-300P-8	177.8 -203.2	15.5 x 15.5 mm	0.5	0.02	2034201 µMaxum-II Indicator	4	18
2051673	-	EDI-300P-9	203.2 -228.6	15.5 x 15.5 mm	0.5	0.02	2034201 µMaxum-II Indicator	4	18

Order no.	a		b		c		d		e	
	mm	inch	mm	inch	mm	inch	mm	inch	mm	inch
2051658	25.4	1"	150	6"	29	1.16"	145	5.8"	158	6.3"
2051664	50.8	2"	175	7"	29	1.16"	141	5.6"	154	6.1"
2051666	76.2	3"	200	8"	29	1.16"	155	6.2"	167	6.7"
2051668	101.6	4"	226	9"	29	1.16"	167	6.7"	180	7.2"
2051669	127	5"	251	10"	29	1.16"	180	7.2"	193	7.7"
2051670	152.4	6"	278	11"	30	1.2"	203	8"	215	8.6"
2051671	177.8	7"	303	12"	30	1.2"	213	8.5"	226	9"
2051672	203.2	8"	329	13"	30	1.2"	231	9.2"	244	9.7"
2051673	228.6	9"	335	13.5"	30	1.2"	248	9.9"	261	10.4"



ACCESSORIES

Order no.	Product name	Product type
2003150	Base/bench stand for 300P or 1000P style snap gage	BA-26
2204644	Bench stand for AGD style 3 disc masters up to 127 mm / 5"	BA-71
2232478	Lighter force spring for EMD-30XP	SP-192
2232441	Heavier force spring for EMD-30XP	SP-118
2243295	Lighter force spring for EDI-30XP	2243295
2243297	Heavier force spring for EDI-30XP	2243297
2202272	Plain anvil (lower), left (option)	AL-1755
2202273	Plain anvil (upper), left (option)	AL-1756
2202274	Plain anvil (lower), right (option)	AL-1757
2202275	Plain anvil (lower), right (option)	AL-1758
2202276	Plain anvil (lower), middle (option)	AL-1759
2202277	Plain anvil (lower), middle (option)	AL-1760

MaraMeter EMD-300P-1D / EMD-300P-2D / EMD-300P-3D / EMD-300P-4D / EMD-300P-5D / EMD-300P-6D / EMD-300P-7D / EMD-300P-8D / EMD-300P-9D



Indicating Snap Gage

FEATURES

- Patented "Channel Lock" design assures precise parallel anvil surfaces throughout the full 25 mm / 1" range of adjustment
- All Series 300P snap gages are fully adjustable with positive position locking at any point within the range
- 0.50 mm / .020" movement of sensitive contact
- Snap gages available over a wide range of sizes, styles, and readout configurations
- Large 15.5 mm / .61" square tungsten carbide anvils provide flat, parallel, working surfaces ensuring precision that lasts
- Indicator can be rotated to read from front or rear of the gage
- All adjustments accomplished using a single hex wrench (furnished)
- **Data interface:** Digimatic, RS232C, USB
- **Energy supply:** Battery operation
- **Package contains:** allen key

Application:

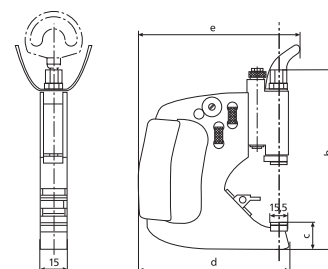
- For rapid measurements of cylindrical parts such as shafts, bolts and spindles
- For thickness and length measurements



TECHNICAL DATA

Order no.	Lifting lever	Product type	Application range		Size of measuring surface		Measuring span		Indicating instrument (included in package)	Parallelism deviation	Measuring force
			mm	inch	mm	inch	mm	inch			
2051730	-	EMD-300P-1D	0 -25.4	0 -1.0	15.5 x 15.5 mm	0.5 x 0.5	0.5	0.02	2033119 Maxum-III	4	18
2051734	-	EMD-300P-2D	25.4 -50.8	1.0 -2.0	15.5 x 15.5 mm	0.5 x 0.5	0.5	0.02	2033119 Maxum-III	4	18
2051758	-	EMD-300P-3D	50.8 -76.2	2.0 -3.0	15.5 x 15.5 mm	0.5 x 0.5	0.5	0.02	2033119 Maxum-III	4	18
2051762	-	EMD-300P-4D	76.2 -101.6	3.0 -4.0	15.5 x 15.5 mm	0.5 x 0.5	0.5	0.02	2033119 Maxum-III	4	18
2051766	-	EMD-300P-5D	101.6 -127	4.0 -5.0	15.5 x 15.5 mm	0.5 x 0.5	0.5	0.02	2033119 Maxum-III	4	18
2051770	-	EMD-300P-6D	127 -152.4	5.0 -6.0	15.5 x 15.5 mm	0.5 x 0.5	0.5	0.02	2033119 Maxum-III	4	18
2051774	-	EMD-300P-7D	152.4 -177.8	6.0 -7.0	15.5 x 15.5 mm	0.5 x 0.5	0.5	0.02	2033119 Maxum-III	4	18
2051778	-	EMD-300P-8D	177.8 -203.2	7.0 -8.0	15.5 x 15.5 mm	0.5 x 0.5	0.5	0.02	2033119 Maxum-III	4	18
2051782	-	EMD-300P-9D	203.2 -228.6	8.0 -9.0	15.5 x 15.5 mm	0.5 x 0.5	0.5	0.02	2033119 Maxum-III	4	18

Order no.	a		b		c		d		e	
	mm	inch	mm	inch	mm	inch	mm	inch	mm	inch
2051730	25.4	1"	150	6"	29	1.16"	145	5.8"	158	6.3"
2051734	50.8	2"	175	7"	29	1.16"	141	5.6"	154	6.16"
2051758	76.2	3"	200	8"	29	1.16"	155	6.2"	167	6.7"
2051762	101.6	4"	226	9"	29	1.16"	167	6.7"	180	7.2"
2051766	127	5"	251	10"	29	1.16"	180	7.2"	193	7.7"
2051770	152.4	6"	278	11"	30	1.2"	203	8"	215	8.6"
2051774	177.8	7"	303	12"	30	1.2"	213	8.5"	226	9"
2051778	203.2	8"	329	13"	30	1.2"	231	9.2"	244	9.7"
2051782	228.6	9"	335	13.5"	30	1.2"	248	9.9"	261	10.4"



ACCESSORIES

Order no.	Product name	Product type
2003150	Base/bench stand for 300P or 1000P style snap gage	BA-26
2204644	Bench stand for AGD style 3 disc masters up to 127 mm / 5"	BA-71
2232478	Lighter force spring for EMD-30XP	SP-192
2232441	Heavier force spring for EMD-30XP	SP-118
2243295	Lighter force spring for EDI-30XP	2243295
2243297	Heavier force spring for EDI-30XP	2243297
2202272	Plain anvil (lower), left (option)	AL-1755
2202273	Plain anvil (upper), left (option)	AL-1756
2202274	Plain anvil (lower), right (option)	AL-1757
2202275	Plain anvil (lower), right (option)	AL-1758
2202276	Plain anvil (lower), middle (option)	AL-1759
2202277	Plain anvil (lower), middle (option)	AL-1760

MaraMeter 301P

Indicating Snap Gage

FEATURES

- Patented "Channel Lock" design assures precise parallel anvil surfaces throughout the full 25 mm / 1" range of adjustment
- All Series 300P snap gages are fully adjustable with positive position locking at any point within the range
- 0.50 mm / .020" movement of sensitive contact
- Snap gages available over a wide range of sizes, styles, and readout configurations
- Large 15.5 mm / .61" square tungsten carbide anvils provide flat, parallel, working surfaces that ensure lasting precision that lasts
- Indicator can be rotated to read from front or rear of the gage
- All adjustments accomplished using a single hex wrench (furnished)
- **Package contains:** allen key



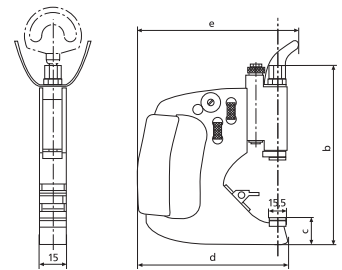
Application:

- For rapid measurements of cylindrical parts such as shafts, bolts and spindles
- For thickness and length measurements

TECHNICAL DATA

Order no.	Lifting lever	Product type	Application range	Size of measuring surface	Measuring span	Parallelism deviation	Measuring force
			mm		mm	µm	N
2003110	•	301 P	0 –25.4	15.5 x 15.5 mm	0.5	4	18
2003111	•	301 P	25.4 –50.8	15.5 x 15.5 mm	0.5	4	18
2003112	•	301 P	50.8 –76.2	15.5 x 15.5 mm	0.5	4	18
2003113	•	301 P	76.2 –101.6	15.5 x 15.5 mm	0.5	4	18
2003114	•	301 P	101.6 –127	15.5 x 15.5 mm	0.5	4	18
2003115	•	301 P	127 –152.4	15.5 x 15.5 mm	0.5	4	18
2003116	•	301 P	152.4 –177.8	15.5 x 15.5 mm	0.5	4	18
2003117	•	301 P	177.8 –203.2	15.5 x 15.5 mm	0.5	4	18
2003118	•	301 P	203.2 –228.6	15.5 x 15.5 mm	0.5	4	18

Order no.	b	c	d	e
	mm	mm	mm	mm
2003110	150	29	145	158
2003111	175	29	141	154
2003112	200	29	155	167
2003113	226	29	167	180
2003114	251	29	180	193
2003115	278	30	203	215
2003116	303	30	213	226
2003117	329	30	231	244
2003118	335	30	248	261



ACCESSORIES

Order no.	Product name	Product type
4333000	Millimess 5 µm, ± 130 µm	1004
4332000	Millimess 0.01 mm, ±0.25 mm	1010
4337620	Digital indicator, 0.0005 mm, 12.5 mm	1086 R
4337624	Digital indicator, 0.0005 mm, 12.5 mm	1086 Ri



1004



1086 R;1086 R-HR;1086 ZR



1086 Ri

MaraMeter OMI-301P-1 / OMI-301P-2 / OMI-301P-3 / OMI-301P-4 / OMI-301P-6 / OMI-301P-7 / OMI-301P-8 / OMI-301P-9

Indicating Snap Gage

FEATURES

- Patented "Channel Lock" design assures precise parallel anvil surfaces throughout the full 25 mm / 1" range of adjustment
- All Series 300P snap gages are fully adjustable with positive position locking at any point within the range
- 0.50 mm / .020" movement of sensitive contact
- Snap gages available over a wide range of sizes, styles, and readout configurations
- Large 15.5 mm / .61" square tungsten carbide anvils provide flat, parallel, working surfaces that ensure lasting precision that lasts
- Indicator can be rotated to read from front or rear of the gage
- All adjustments accomplished using a single hex wrench (furnished)
- Package contains: allen key



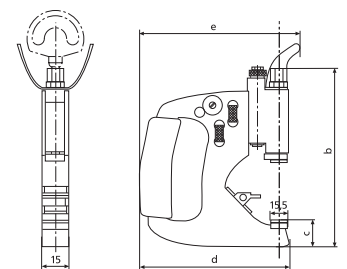
Application:

- For rapid measurements of cylindrical parts such as shafts, bolts and spindles
- For thickness and length measurements

TECHNICAL DATA

Order no.	Lifting lever	Product type	Application range	Size of measuring surface		Measuring span		Indicating instrument (included in package)	Parallelism deviation	Measuring force
				mm	inch	mm	inch			
2054300	•	OMI-301P-1	0 -25.4	15.5 x 15.5 mm	0.5	0.02	NONE	4	18	
2054306	•	OMI-301P-2	25.4 -50.8	15.5 x 15.5 mm	0.5	0.02	NONE	4	18	
2054307	•	OMI-301P-3	50.8 -76.2	15.5 x 15.5 mm	0.5	0.02	NONE	4	18	
2054313	•	OMI-301P-4	76.2 -101.6	15.5 x 15.5 mm	0.5	0.02	NONE	4	18	
2054314	•	OMI-301P-5	101.6 -127	15.5 x 15.5 mm	0.5	0.02	NONE	4	18	
2054315	•	OMI-301P-6	127 -152.4	15.5 x 15.5 mm	0.5	0.02	NONE	4	18	
2054316	•	OMI-301P-7	152.4 -177.8	15.5 x 15.5 mm	0.5	0.02	NONE	4	18	
2054317	•	OMI-301P-8	177.8 -203.2	15.5 x 15.5 mm	0.5	0.02	NONE	4	18	
2054318	•	OMI-301P-9	203.2 -228.6	15.5 x 15.5 mm	0.5	0.02	NONE	4	18	

Order no.	a	b	c	d	e
	mm	mm	mm	mm	mm
2054300	25.4	150	29	145	158
2054306	50.8	175	29	141	154
2054307	76.2	200	29	155	167
2054313	101.6	226	29	167	180
2054314	127	251	29	180	193
2054315	152.4	278	30	203	215
2054316	177.8	303	30	213	226
2054317	203.2	329	30	231	244
2054318	228.6	335	30	248	261



1086 Ri



1086 R;1
1086 R-HR;
1086 ZR



1004

ACCESSORIES

Order no.	Product name	Product type
4333000	Millimess 5 µm, ± 130 µm	1004
4332000	Millimess 0.01 mm, ±0.25 mm	1010
4337620	Digital indicator, 0.0005 mm, 12.5 mm	1086 R
4337624	Digital indicator, 0.0005 mm, 12.5 mm	1086 Ri

MaraMeter 301P-1 / 301P-2 / 301P-3 / 301P-4 / 301P-5 / 301P-6 / 301P-7 / 301P-8 / 301P-9

Indicating Snap Gage

FEATURES

- Patented "Channel Lock" design assures precise parallel anvil surfaces throughout the full 25 mm / 1" range of adjustment
- All Series 300P snap gages are fully adjustable with positive position locking at any point within the range
- 0.50 mm / .020" movement of sensitive contact
- Snap gages available over a wide range of sizes, styles, and readout configurations
- Large 15.5 mm / .61" square tungsten carbide anvils provide flat, parallel, working surfaces that ensure lasting precision that lasts
- Indicator can be rotated to read from front or rear of the gage
- All adjustments accomplished using a single hex wrench (furnished)
- **Package contains:** allen key



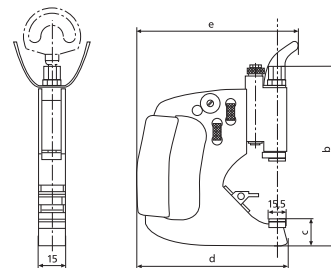
Application:

- For rapid measurements of cylindrical parts such as shafts, bolts and spindles
- For thickness and length measurements

TECHNICAL DATA

Order no.	Lifting lever	Product type	Application range mm	Size of measuring surface	Measuring span		Indicating instrument (included in package)	Parallelism deviation	Measuring force
					mm	inch			
			mm					µm	N
2050562	•	301P-1	0-25.4	15.5 x 15.5 mm	0.5	0.02	IDT-102 Indicator (12I)	4	18
2050574	•	301P-2	25.4-50.8	15.5 x 15.5 mm	0.5	0.02	IDT-102 Indicator (12I)	4	18
2050576	•	301P-3	50.8-76.2	15.5 x 15.5 mm	0.5	0.02	IDT-102 Indicator (12I)	4	18
2050588	•	301P-4	76.2-101.6	15.5 x 15.5 mm	0.5	0.02	IDT-102 Indicator (12I)	4	18
2050590	•	301P-5	101.6-127	15.5 x 15.5 mm	0.5	0.02	IDT-102 Indicator (12I)	4	18
2050592	•	301P-6	127-152.4	15.5 x 15.5 mm	0.5	0.02	IDT-102 Indicator (12I)	4	18
2050594	•	301P-7	152.4-177.8	15.5 x 15.5 mm	0.5	0.02	IDT-102 Indicator (12I)	4	18
2050596	•	301P-8	177.8-203.2	15.5 x 15.5 mm	0.5	0.02	IDT-102 Indicator (12I)	4	18
2050598	•	301P-9	203.2-228.6	15.5 x 15.5 mm	0.5	0.02	IDT-102 Indicator (12I)	4	18

Order no.	a	b	c	d	e
	mm	mm	mm	mm	mm
2050562	25.4	150	29	145	158
2050574	50.8	175	29	141	154
2050576	76.2	200	29	155	167
2050588	101.6	226	29	167	180
2050590	127	251	29	180	193
2050592	152.4	278	30	203	215
2050594	177.8	303	30	213	226
2050596	203.2	329	30	231	244
2050598	228.6	335	30	248	261



ACCESSORIES

Order no.	Product name	Product type
4333000	Millimess 5 µm, ± 130 µm	1004
4332000	Millimess 0.01 mm, ±0.25 mm	1010
4337620	Digital indicator, 0.0005 mm, 12.5 mm	1086 R
4337624	Digital indicator, 0.0005 mm, 12.5 mm	1086 Ri



1004



1086 R;
1086 R-HR;
1086 ZR



1086 Ri

MaraMeter 840 F

Indicating Snap Gage

FEATURES

- Rugged, forged steel frame with heat insulators
- Measuring spindle is mounted in long guideway with lever controlled retraction
- Measuring spindle and anvil are made of hardened stainless steel with carbide tipped measuring faces
- Adjustable centering stop for surface centering
- Anvil spindle can easily be fine adjusted
- Constant measuring force as a result of built-in spring, eliminating user influence
- Maximum wear resistance due to non-contact positioning in conjunction with carbide tipped measuring faces
- **Package contains:** flat contact point 903 (steel), instruction manual, wooden case, excludes indicator



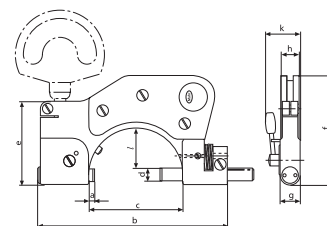
Application:

- For cylindrical parts such as shafts, bolts and spindles
- For thickness and length measurements
- Universally applicable and extremely versatile
 - Each instrument spans a broad measuring range
 - Any dimension and fit can be very quickly and easily adjusted

TECHNICAL DATA

Order no.	Product type	Applica- tion range mm	Applica- tion range in inch	Measuring span mm	Parallelism deviation µm	Flatness deviation µm	Repeatability f_w µm	Measuring force N	Frame size
4450000	840 F	0–25	0–1"	2	1	0.2	0.5	7.5	1
4450001	840 F	25–60	1–2.36"	2	2	0.2	0.5	7.5	2
4450002	840 F	50–100	2–4"	2.5	2	0.2	1	7.5	3
4450003	840 F	100–150	4–6"	2.5	2	0.2	1	9	4
4450004	840 F	150–200	6–8"	2.5	2	0.2	1	9	5

Order no.	k	l	a	b	c	d	e	f	g	h
4450000	23	14	5	97	34	8	54	65	12	13
4450001	25	30	5	140	68	9	60	77	13	13
4450002	28	54	6.5	193	110	10	60	103	14	13
4450003	31	81	6.5	258	162	12	70	141	16	12
4450004	31	106	6.5	316	212	12	75	171	16	12



ACCESSORIES

Order no.	Product name	Product type
4333000	Millimess 5 µm, ± 130 µm	1004
4334000	Millimess 1 µm, ± 50 µm	1003
4334001	Millimess 2 µm, ± 130 µm	1003 XL
4335000	Millimess 0.5 µm, ± 25 µm	1002
4337620	Digital indicator, 0.0005 mm, 12.5 mm	1086 R
4337624	Digital indicator, 0.0005 mm, 12.5 mm	1086 Ri
4450020	Base, for stationary application	840 Ff
4450050	Holder, frame size 1	840 Fk/1
4450051	Holder, frame size 2	840 Fk/2
4450052	Holder, frame size 3	840 Fk/3
4450053	Holder, frame size 4 + 5	840 Fk/4



1004



1003



1002



1086 R;1086
R-HR;1086 ZR



1086 Ri

MaraMeter 840 FC

Indicating Snap Gage

FEATURES

- Rugged, forged steel frame with heat insulators
- Measuring spindle is mounted in long guideway with lever controlled retraction
- Measuring spindle and anvil spindle are both made of hardened stainless steel, ceramic measuring faces
- Adjustable centering stop for surface centering
- Anvil spindle can easily be fine adjusted
- Constant measuring force as a result of built-in spring, eliminating user influence
- Maximum wear resistance due to non-contact positioning in conjunction with carbide tipped measuring faces in connection with ceramic measuring faces
- **Package contains:** flat contact point 903 (steel), instruction manual, wooden case, excludes indicator



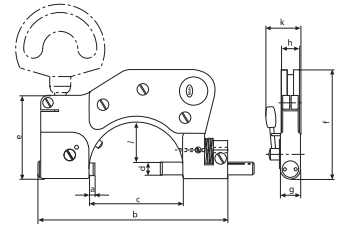
Application:

- For cylindrical parts such as shafts, bolts and spindles
- For thickness and length measurements
- Universally applicable and extremely versatile
 - Each instrument spans a broad measuring range
 - Any dimension and fit can be very quickly and easily adjusted

TECHNICAL DATA

Order no.	Measuring surface	Product type	Application range	Application range in inch	Measuring span	Parallelism deviation	Flatness deviation	Repeatability f_w	Measuring force	Frame size
4450100	ceramic	840 FC	0 - 25	0 - 1"	2	1 μm	0.2 μm	1 μm	7.5 N	1
4450101	ceramic	840 FC	25 - 60	1 - 2.36"	2	2 μm	0.2 μm	1 μm	7.5 N	2

Order no.	k	l	a	b	c	d	e	f	g	h
	mm	mm	mm	mm	mm	mm	mm	mm	mm	mm
4450100	23	14	5	97	34	8	54	65	12	13
4450101	25	30	5	140	68	9	60	77	13	13



ACCESSORIES

Order no.	Product name	Product type
4333000	Millimess 5 μm , \pm 130 μm	1004
4334000	Millimess 1 μm , \pm 50 μm	1003
4334001	Millimess 2 μm , \pm 130 μm	1003 XL
4335000	Millimess 0.5 μm , \pm 25 μm	1002
4337620	Digital indicator, 0.0005 mm, 12.5 mm	1086 R
4337624	Digital indicator, 0.0005 mm, 12.5 mm	1086 Ri
4450020	Base, for stationary application	840 Ff
4450050	Holder, frame size 1	840 Fk/1
4450051	Holder, frame size 2	840 Fk/2



1004



1003



1002



1086 R; 1086 R-HR; 1086 ZR




1086 Ri

MaraMeter 840 FH

Indicating Snap Gage

FEATURES

- Rugged, forged steel frame with heat insulators
- Measuring spindle is mounted in long guideway with lever controlled retraction
- Measuring and anvil spindle have precision tapered bores for mounting interchangeable anvils (with accessory 40 He)
- Anvil spindle can easily be fine adjusted
- Constant measuring force as a result of built-in spring, eliminating user influence
- Maximum wear resistance due to non-contact positioning in conjunction with carbide tipped measuring faces
- **Package contains:** flat contact point 903 (steel), spanner DIN 902-3.5, wooden case, excludes indicator



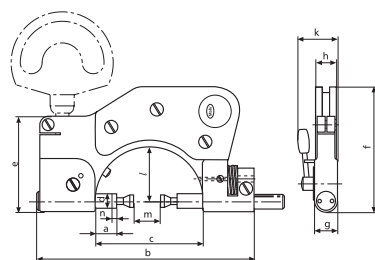
Application:

- For cylindrical parts such as shafts, bolts and spindles
- Universally applicable
- A wide variety of measurement problems can be solved with the broad range of interchangeable anvils

TECHNICAL DATA

Order no.	Product type	Application range	Application range in inch	Measuring span	Repeatability f_w	Measuring force	Frame size
		mm		mm	μm	N	
4451000	840 FH	0-30	0-1.18"	2	1	7.5	2
4451005	840 FH	30-80	1.18-3"	2.5	1	7.5	3

Order no.	k	l	n	a	b	c	d	e	f	g	h
	mm	mm	mm	mm	mm	mm	mm	mm	mm	mm	mm
4451000	25	34	2	12.5	140	68	9	60	77	13	13
4451005	28	59	2.5	7.5	193	110	10	60	103	13	13



MaraMeter 840 FH

Indicating Snap Gage

ACCESSORIES



1004



1003



1002

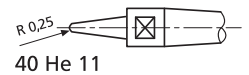
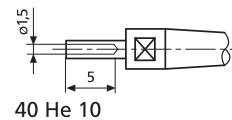
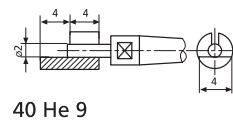
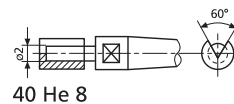
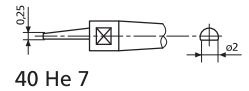
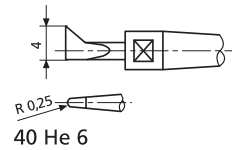
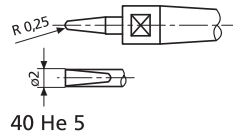
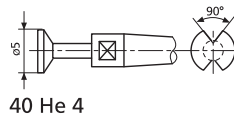
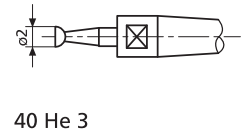
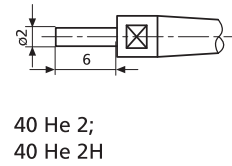
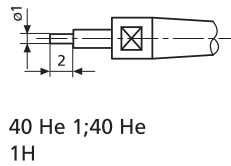
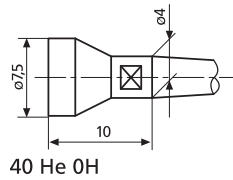


1086 R;
1086 R-HR;
1086 ZR



1086 Ri

Order no.	Product name	Product type
4333000	Millimess 5 μm , $\pm 130 \mu\text{m}$	1004
4334000	Millimess 1 μm , $\pm 50 \mu\text{m}$	1003
4334001	Millimess 2 μm , $\pm 130 \mu\text{m}$	1003 XL
4335000	Millimess 0.5 μm , $\pm 25 \mu\text{m}$	1002
4337620	Digital indicator, 0.0005 mm, 12.5 mm	1086 R
4337624	Digital indicator, 0.0005 mm, 12.5 mm	1086 Ri
4880210	Spanner for 840 FH, to loosen anvils	
4450051	Holder, frame size 2	840 Fk/2
4450020	Base, for stationary application	840 Ff
4152036	Measuring anvils, flat faces, carbide version	40 He 0H
4152011	Measuring anvils, recessed flat faces	40 He 1
4152033	Measuring anvils, offset end faces, carbide	40 He 1H
4152012	Measuring anvils, recessed flat faces	40 He 2
4152031	Measuring anvils, stepped flat faces, carbide version	40 He 2H
4152013	Measuring anvils, disc type measuring surfaces	40 He 3
4152014	Measuring anvils, disc type anvils with V-groove	40 He 4
4152015	Measuring anvils, Blade type anvils	40 He 5
4152016	Measuring anvils, offset blades	40 He 6
4152017	Measuring anvils, recessed blades	40 He 7
4152018	Measuring anvils, recessed flat faces with V-grooves on sleeve	40 He 8
4152019	Measuring anvils, recessed flat faces with slip on support table	40 He 9
4152020	Measuring anvils, with centered bores	40 He 10
4152021	Measuring anvils, with tips	40 He 11
4450052	Holder, frame size 3	840 Fk/3



MaraMeter 840 FG

Indicating Snap Gage

FEATURES

- Rugged, forged steel frame with heat insulators
- Measuring spindle is mounted in long guideway with lever controlled retraction
- Measuring spindle and anvil spindle have an M 2.5 connection thread, thus enabling the use of interchangeable anvils that are also used in dial indicators and dial comparators
- Anvil spindle can easily be fine adjusted
- Constant measuring force as a result of built-in spring, eliminating user influence
- Maximum wear resistance due to non-contact positioning in conjunction with carbide tipped measuring faces
- **Package contains:** flat contact point 903 (steel), wooden case, excludes indicator



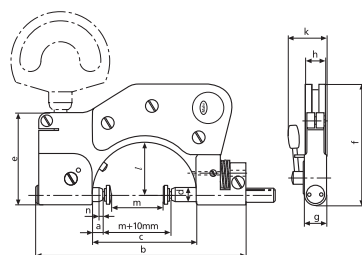
Application:

- For cylindrical parts such as shafts, bolts and spindles
- Universally applicable
- A wide variety of measurement problems can be solved with the broad range of interchangeable anvils

TECHNICAL DATA

Order no.	Product type	Application range mm	Application range in inch	Measuring span	Repeatability f_w	Measuring force	Frame size
		mm		mm	μm	N	
4454000	840 FG	0 -50	0 -2"	2	1	7.5	2
4454001	840 FG	40 -90	1.57 -3.57"	2.5	1	7.5	3

Order no.	k	l	n	a	b	c	d	e	f	g	h
	mm	mm	mm	mm	mm	mm	mm	mm	mm	mm	mm
4454000	25	34	2	5	140	68	9	60	77	13	13
4454001	28	59	2.5	6.5	193	110	10	60	103	14	13



MaraMeter 840 FG

Indicating Snap Gage

ACCESSORIES



1004



1003



1002

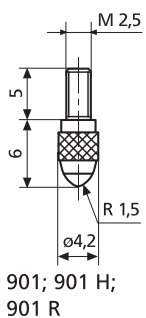


1086 R;
1086 R-HR;
1086 ZR

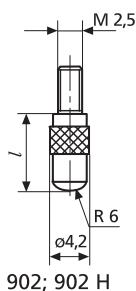


1086 Ri

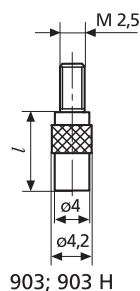
Order no.	Product name	Product type
4333000	Millimess 5 µm, ± 130 µm	1004
4334000	Millimess 1 µm, ± 50 µm	1003
4334001	Millimess 2 µm, ± 130 µm	1003 XL
4335000	Millimess 0.5 µm, ± 25 µm	1002
4337620	Digital indicator, 0.0005 mm, 12.5 mm	1086 R
4337624	Digital indicator, 0.0005 mm, 12.5 mm	1086 Ri
4450051	Holder, frame size 2	840 Fk/2
4450020	Base, for stationary application	840 Ff
4360002	Standard contact point, carbide, r = 1.5 mm	901 H
4360041	Spherical contact point, carbide, l = 10 mm, r = 6 mm	902 H
4360043	Spherical contact point, carbide, l = 15 mm, r = 6 mm	902 H
4360044	Spherical contact point, carbide, l = 20 mm, r = 6 mm	902 H
4360101	Flat contact point, carbide, l = 6 mm	903 H
4360103	Flat contact point, carbide, l = 10 mm	903 H
4360105	Flat contact point, carbide, l = 15 mm	903 H
4360106	Flat contact point, carbide, l = 20 mm	903 H
4360131	Conical contact point, carbide, r = 0.3 mm	904 H
4360150	Ball contact points, carbide, l = 8.5 mm, d = 1.0 mm	906 H
4360151	Ball contact points, carbide, l = 8.5 mm, d = 1.25 mm	906 H
4360152	Ball contact points, carbide, l = 8.5 mm, d = 1.5 mm	906 H
4360153	Ball contact points, carbide, l = 8.5 mm, d = 1.75 mm	906 H
4360154	Ball contact points, carbide, l = 8.5 mm, d = 2.0 mm	906 H
4360155	Ball contact points, carbide, l = 8.5 mm, d = 2.5 mm	906 H
4360156	Ball contact points, carbide, l = 8.5 mm, d = 3.0 mm	906 H
4360157	Ball contact points, carbide, l = 8.5 mm, d = 3.5 mm	906 H
4360158	Ball contact points, carbide, l = 8.5 mm, d = 4.0 mm	906 H
4360159	Ball contact points, carbide, l = 8.5 mm, d = 4.5 mm	906 H
4360160	Ball contact points, carbide, l = 9 mm, d = 5.0 mm	906 H
4360161	Ball contact points, carbide, l = 9 mm, d = 5.5 mm	906 H
4360162	Ball contact points, carbide, l = 9 mm, d = 6 mm	906 H
4360163	Ball contact points, carbide, l = 9 mm, d = 6.35 mm	906 H
4360164	Ball contact points, carbide, l = 10 mm, d = 6.5 mm	906 H
4360165	Ball contact points, carbide, l = 10 mm, d = 7 mm	906 H
4360166	Ball contact points, carbide, l = 11 mm, d = 7.5 mm	906 H
4360167	Ball contact points, carbide, l = 11 mm, d = 8.0 mm	906 H
4360168	Ball contact points, carbide, l = 12 mm, d = 8.5 mm	906 H
4360169	Ball contact points, carbide, l = 12 mm, d = 9.0 mm	906 H
4360170	Ball contact points, carbide, l = 13 mm, d = 10.0 mm	906 H
4360200	Flat contact plates, steel, measuring surface ø 11.3 mm	907
4360201	Flat contact plates, carbide, measuring surface ø 7 mm	907 H
4360210	Spherical contact plates, steel, steel, measuring surface ø 12 mm	908
4360211	Spherical contact plates, steel, carbide, measuring surface ø 12 mm	908 H
4360240	Pin contact point, carbide, l = 2 mm, measuring surface ø 1 mm	911 H1
4450052	Holder, frame size 3	840 Fk/3



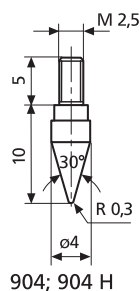
901; 901 H;
901 R



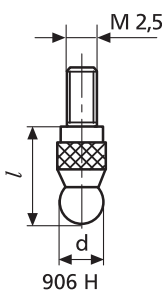
902; 902 H



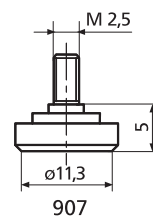
903; 903 H



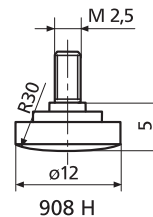
904; 904 H



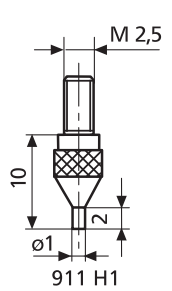
906 H



907



908 H



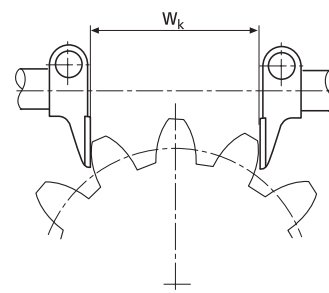
911 H1

MaraMeter 840 FM

Indicating Snap Gage

FEATURES

- Rugged, forged steel frame with heat insulators
- Measuring spindle is mounted in long guideway with lever controlled retraction
- Measuring spindle and anvil spindle made of hardened stainless steel; with extending carbide-tipped measuring jaws
- Anvil spindle can easily be fine adjusted
- Constant measuring force as a result of built-in spring, eliminating user influence
- Maximum wear resistance due to non-contact positioning in conjunction with carbide tipped measuring faces in conjunction with carbide-tipped measuring faces
- **Package contains:** flat contact point 903 (steel), instruction manual, wooden case, excludes indicator



Application:

- For inspection of diameters of small hubs, registers and shoulders on shafts
- Can be used to inspect tooth span W_k and reference-free tooth thickness on spur gears having straight and helical teeth
- Universally applicable and extremely versatile, each instrument offers long measuring range within its adjustable range

TECHNICAL DATA

Order no.	Product type	Appli- cation range	Appli- cation range in inch	Base tangent lengths start- ing from mod- ule m	Size of meas- uring surface	Measur- ing span	Parallel- ism devi- ation	Flatness devia- tion	Repeat- ability f_w	Measur- ing force	Frame size
		mm				mm	μm	μm	μm	N	
4452000	840 FM	0–40	0–1.57"	0.5	12 x 12 mm	2	2	0.5	1	7.5	2
4452001	840 FM	40–80	1.57–3"	0.5	12 x 12 mm	2.5	3	0.5	1	7.5	3
4452002	840 FM	80–130	3–5"	1	15 x 17 mm	2.5	3	0.5	1	9	4
4452003	840 FM	130–180	5–7"	1	15 x 17 mm	2.5	3	0.5	1	9	5

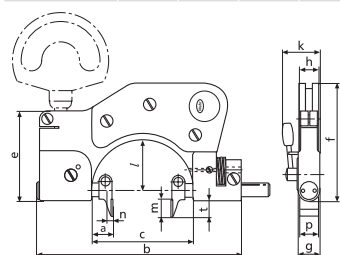
Order no.	k	l	m	p	t	a	b	c	e	f	g	h
	mm	mm	mm	mm	mm	mm	mm	mm	mm	mm	mm	mm
4452000	25	34	12	12	11	14	140	68	60	77	13	13
4452001	28	59	12	12	11	14	193	110	60	103	14	13
4452002	31	87	17	15	17	19	258	162	70	141	16	20
4452003	31	112	17	15	17	15	316	212	75	171	16	20



1004



1003



1002



1086 R; 1086 R-HR; 1086 ZR



1086 Ri

ACCESSORIES

Order no.	Product name	Product type
4333000	Milliness 5 μm , $\pm 130 \mu\text{m}$	1004
4334000	Milliness 1 μm , $\pm 50 \mu\text{m}$	1003
4334001	Milliness 2 μm , $\pm 130 \mu\text{m}$	1003 XL
4335000	Milliness 0.5 μm , $\pm 25 \mu\text{m}$	1002
4337620	Digital indicator, 0.0005 mm, 12.5 mm	1086 R
4337624	Digital indicator, 0.0005 mm, 12.5 mm	1086 Ri
4450020	Base, for stationary application	840 Ff
4450051	Holder, frame size 2	840 Fk/2
4450052	Holder, frame size 3	840 Fk/3
4450053	Holder, frame size 4 + 5	840 Fk/4

MaraMeter 840 FS

Indicating Snap Gage

FEATURES

- Rugged, forged steel frame with heat insulators
- Both spindles are made of hardened stainless steel and mounted in long guideways
- Carbide tipped measuring faces slightly chamfered at the front to facilitate positioning
- Projects over width of frame for measurement of narrow registers or when measuring directly at shoulders
- Adjustable centering stop for surface centering
- Straight transfer of spindle movement to indicator; ensures the weight of the gage rests on the anvil spindle
- Direct indication and evaluation of measurement results
- Constant measuring force as a result of built-in spring, eliminating user influence
- **Package contains:** wooden case, allen key, excludes indicator

Application:

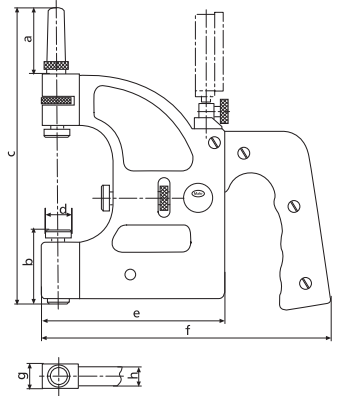
- For all kinds of cylindrical workpieces, whether directly on a machine tool or production control
- Universally applicable and extremely versatile
 - Each instrument spans a broad measuring range
 - Any dimension and fit can be very quickly and easily adjusted



TECHNICAL DATA

Order no.	Product type	Applica- tion range		Measuring span	Parallelism deviation	Flatness deviation	Repeatability f_w	Measuring force	Product weight
		mm	inch						
4455000	840 FS	10–30	.39–1.18"	0.7	3	0.5	1	13.5	0.60
4455001	840 FS	30–60	1.18–2.36"	0.7	3	0.5	1	13.5	0.90
4455002	840 FS	60–100	2.36–4"	0.7	3	0.5	1	13.5	1.30
4455003	840 FS	100–150	4–6"	0.7	3	0.5	1	15	1.70
4455004	840 FS	150–200	6–8"	0.7	3	0.5	1	15	2.00
4455005	840 FS	200–250	8–10"	0.7	3	0.5	1	15	2.20
4455006	840 FS	250–300	10–12"	0.7	3	0.5	1	15	2.50
4455007	840 FS	300–350	12–14"	0.7	4	0.5	1	15	3.30
4455008	840 FS	350–400	14–16"	0.7	4	0.5	1	15	3.30
4455009	840 FS	400–450	16–18"	0.7	4	0.5	1	15	4.30
4455010	840 FS	450–500	18–20"	0.7	4	0.5	1	15	4.70

Order no.	a	b	c	d	e	f	g	h
	mm	mm	mm	mm	mm	mm	mm	mm
4455000	37	46	154	18	87	161	17	15
4455001	45	51	199	18	122	196	17	15
4455002	56	62	260	22	154	228	20	18
4455003	71	62	335	22	189	263	20	18
4455004	71	62	385	22	214	288	20	18
4455005	71	62	436	22	248	322	20	18
4455006	71	62	487	22	280	354	20	18
4455007	71	62	537	22	310	384	20	18
4455008	71	62	587	22	350	424	20	18
4455009	71	62	637	22	380	454	20	18
4455010	71	62	687	22	410	484	20	18



1004



1003



1002



1086 R;
1086 R-HR;
1086 ZR



1086 Ri

ACCESSORIES

Order no.	Product name	Product type
4335000	Millimes 0.5 μm , $\pm 25 \mu\text{m}$	1002
4334000	Millimes 1 μm , $\pm 50 \mu\text{m}$	1003
4334001	Millimes 2 μm , $\pm 130 \mu\text{m}$	1003 XL
4333000	Millimes 5 μm , $\pm 130 \mu\text{m}$	1004
4337620	Digital indicator, 0.0005 mm, 12.5 mm	1086 R
4337624	Digital indicator, 0.0005 mm, 12.5 mm	1086 Ri

MaraMeter 840 E

Indicating Snap Gage

FEATURES

- Extremely accurate due to the straight transfer of spindle movement to the inductive measuring system according to the Abbe principle
- Universally applicable and extremely versatile
 - Each instrument spans a broad measuring range
 - Any dimension and fit can be very quickly and easily adjusted
- Constant measuring force as a result of built-in spring, eliminating user influence
- Maximum wear resistance due to non-contact positioning in conjunction with carbide tipped measuring faces
- **Package contains:** wooden case, excludes indicator



Application:

- For ultra-accurate measurements on precision components (diameter, thickness and length measurements)

TECHNICAL DATA

Order no.	Readings/Selectable resolution down to	Product type	Applica- tion range	Measuring surface \varnothing	Measuring span	Parallelism deviation	Repeatability f_w	Measuring force	Frame size
4453000	μm 0.01	840 E	mm 0 – 25	mm 7.5	mm 0.5	μm 0.3	μm 0.1	N 4.5	1

ACCESSORIES

Order no.	Product name	Product type
5312010	Compact amplifier	C 1200
5312080	Compact amplifier	C 1208 M
5312160	Compact amplifier	C 1216 M
4450020	Base, for stationary application	840 Ff



C1200;C 1200



C 1208 M;
C1240 M;
C 1208 F;
C 1216 M;
C 1216 F

MaraMeter 852 TS / 852 TSZ

Indicating Bench Snap Gage

FEATURES

- Rugged steel frame can be inclined up to 45° from the sturdy base
- Measuring spindle and anvil are made of hardened stainless steel with mounting bore for insertion of interchangeable anvils
- Height adjustable stop
- Anvil spindle can easily be fine adjusted
- Constant measuring force as a result of built-in spring, eliminating user influence
- **Package contains:** plan carbide anvils dia. 3.5 mm

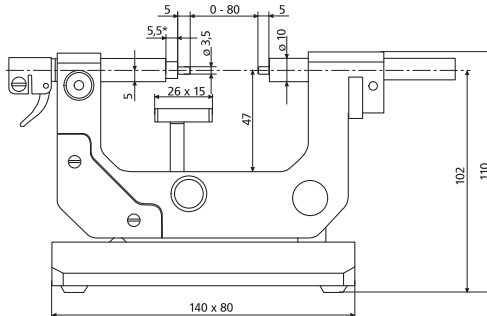
Application:

- Perfect ergonomic design as base can be inclined ensuring it is easy to read and the operator has free hands
- For rapid measurements of cylindrical parts (shafts, bolts and shanks)
- Thickness and length measurements
- For determining the pitch diameter of external threads (optionally with thread flank measuring anvils)
- For gears (optionally with sphere or roller measuring anvils)
- Particularly suited for exact series measurements



TECHNICAL DATA

Order no.	4510030	4510031	4510035
Product type		852 TS	852 TSZ
Application range mm	mm		0 – 80
Application range in inch			0 – 3.15"
Measuring span	mm		1.2
Indicating instrument (included in package)	Millimess 1003	without	
Parallelism deviation	µm		2
Flatness deviation	µm		0.3
Mounting hole		8 mm	3/8"
Measuring force	N		7.5



ACCESSORIES

Order no.	Product name	Product type
4333000	Millimess 5 µm, ± 130 µm	1004
4334000	Millimess 1 µm, ± 50 µm	1003
4334001	Millimess 2 µm, ± 130 µm	1003 XL
4335000	Millimess 0.5 µm, ± 25 µm	1002
4337620	Digital indicator, 0.0005 mm, 12.5 mm	1086 R
4337624	Digital indicator, 0.0005 mm, 12.5 mm	1086 Ri



1004



1003



1002



1086 R;
1086 R-HR;
1086 ZR



1086 Ri

MaraMeter 852

Indicating Thread Snap Gage

FEATURES

- Rugged, forged steel frame with heat insulators
- Measuring spindle is mounted in long guideway with lever controlled retraction
- Measuring spindle and anvil are made of hardened stainless steel with mounting bore for insertion of interchangeable anvils
- Adjustable center stop for automatic alignment
- Anvil spindle can easily be fine adjusted
- Constant measuring force as a result of built-in spring, eliminating user influence
- Maximum wear resistance due to non-contact positioning in conjunction with carbide tipped measuring faces
- **Package contains:** flat contact point 903 (steel), wooden case, excludes indicator

Application:

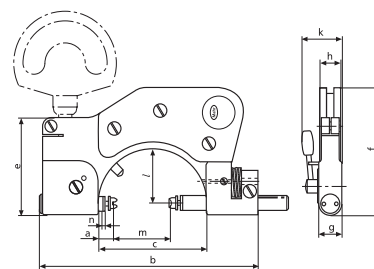
- For measuring pitch, root and outside diameters of all kinds of external threads as well as serrations
- Universally applicable and extremely versatile; each instrument spans a broad measuring range



TECHNICAL DATA

Order no.		4510000	4510001	4510002	4510003
Product type		852			
Application range	mm	0 – 45	45 – 85	85 – 140	140 – 190
Application range in inch		0 – 1.77"	1.77 – 3.34"	3.34 – 5.51"	5.51 – 7.48"
Measuring span	mm	2	2.5		
Repeatability f_w	μm	1			
Measuring force	N	7.5		9	
Frame size		2	3	4	5

Order no.	k	l	a	b	c	e	f	g	h
	mm	mm	mm	mm	mm	mm	mm	mm	mm
4510000	25	34	13	140	68	60	77	13	13
4510001	28	59	8	193	11	60	103	14	13
4510002	31	87	10	258	162	70	141	16	12
4510003	31	112	6	316	212	75	171	16	12



ACCESSORIES

Order no.	Product name	Product type
4333000	Millimess 5 μm , \pm 130 μm	1004
4334000	Millimess 1 μm , \pm 50 μm	1003
4334001	Millimess 2 μm , \pm 130 μm	1003 XL
4335000	Millimess 0.5 μm , \pm 25 μm	1002
4337620	Digital indicator, 0.0005 mm, 12.5 mm	1086 R
4337624	Digital indicator, 0.0005 mm, 12.5 mm	1086 Ri
4450051	Holder, frame size 2	840 Fk/2
4450020	Base, for stationary application	840 Ff
4173210	Anvil flat, hardened steel	40 Za
4511190	Anvil flat, carbide tipped	40 Za
4450052	Holder, frame size 3	840 Fk/3
4450053	Holder, frame size 4 + 5	840 Fk/4



MaraMeter Thread Anvils

Indicating Thread Snap Gage

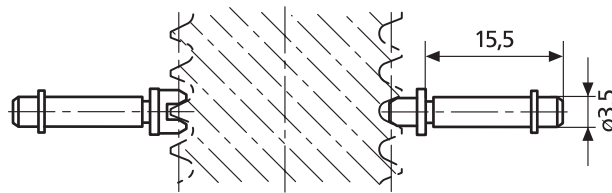
FEATURES

- For pitch diameters
- Wear-resistant special steel, hardened
- With cylindrical mounting shank and retainer ring for rotatable mounting in the bore of the dial comparator snap gage
- Pair comprises V-anvil and cone
- With a pitch of 0.2 –0.45 mm, the V-anvil bridges 3 turns. It should therefore be set with 715 E thread adjustment pins, otherwise with 43 Z setting standards.
- For pitch diameters
- Wear-resistant special steel, hardened
- With cylindrical holding shaft and circlip for rotatable mounting in the bore of the dial comparator snap gage

ACCESSORIES

Thread pitch in mm	Blade Order no.	V-anvil Order no.
Pitch diameter, external thread		
Metric 60°		
0.2	4173707	4173007
0.25	4173708	4173008
0.3	4173709	4173009
0.35	4173710	4173010
0.4	4173711	4173011
0.45	4173712	4173012
0.5–0.7	4173700	4173000
0.7–1	4173701	4173001
1.25–2	4173702	4173002
	4511104	4511105
2–3.5	4173703	4173003
	4511107	4511108
3.5–5	4173704	4173004
	4511139	4511140
5–7	4173705	4173005
	4511141	4511142
7–9	4173706	4173006

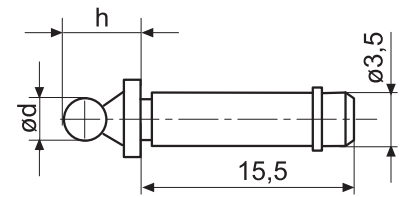
Thread pitch in TPI	Blade Order no.	V-anvil Order no.
UST 60°		
10–7	4173820	4173120
14–10	4173819	4173119
18–14	4173818	4173118
24–18	4173817	4173117
32–24	4173816	4173116
4.5–3	4173822	4173122
40–32	4173815	4173115
48–40	4173814	4173114
7–4.5	4173821	4173121
Whitworth 55°		
10–7	4173748	4173048
14–10	4173747	4173047
18–14	4173746	4173046
24–18	4173745	4173045
3–2.5	4179410	4179408
32–24	4173744	4173044
4.5–3	4173750	4173050
40–32	4173743	4173043
7–4.5	4173749	4173049



MaraMeter

Ball Contact

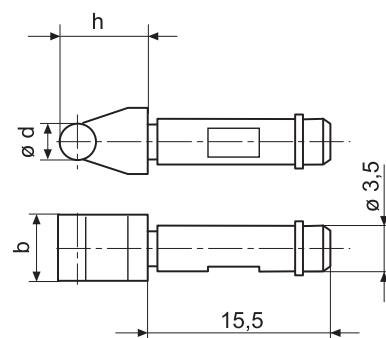
Order no.	d mm	h mm	Order no.	d mm	h mm
4179150	0.5	5	4179175	2.386	6.9
4179151	0.551	5.1	4179176	2.438	6.9
4179152	0.62	5.1	4170556	2.5	7
4179153	0.623	5.1	4179177	2.667	7.2
4179154	0.63	5.1	4179178	2.704	7.2
4179155	0.722	5.2	4179179	2.713	7.2
4179156	0.862	5.4	4179180	2.721	7.2
4179157	0.895	5.4	4179181	2.743	7.2
4179158	0.965	5.5	4170565	2.75	7.3
4170550	1	5.5	4170557	3	7.5
4179159	1.1	5.6	4179182	3.048	7.5
4179160	1.118	5.6	4170570	3.2	7.7
4170551	1.25	5.8	4170566	3.25	7.8
4179161	1.125	5.6	4179183	3.4	7.9
4179162	1.35	5.9	4170558	3.5	8
4179163	1.372	5.9	4179184	3.658	8.2
4179164	1.385	5.9	4170571	3.7	8.2
4170552	1.5	6	4170559	4	8.5
4179165	1.524	6	4170560	4.5	9
4179166	1.54	6	4179185	4.835	9.3
4179167	1.6	6.1	4170561	5	9.5
4179168	1.65	6.2	4179186	5.25	9.8
4179169	1.7	6.2	4179187	5.486	10
4170553	1.75	6.3	4170562	5.5	10
4179170	1.782	6.3	4170563	6	10.5
4179171	1.8	6.3	4179188	6.096	10.6
4179172	1.829	6.3	4179189	6.35	10.9
4179173	1.9	6.4	4170567	6.5	11
4170554	2	6.5	4170572	7	11.5
4170568	2.032	6.5	4170573	8	12.5
4170569	2.2	6.7	4170574	9	13.5
4170564	2.25	6.8	4170575	10	14.5
4179174	2.284	6.8			



MaraMeter

Roller Blades, Carbide

Order no.	B mm	b mm	d mm	h mm
4510200	5.00	5	1	5.5
4510201	5.00	5	1.25	5.8
4510202	5.00	5	1.5	6
4510203	5.00	5	1.75	6.3
4510204	5.50	5	2	6.5
4510206	5.50	5.5	2.5	7
4510207	5.50	5.5	3	7.5
4510208	5.50	5.5	3.5	8
4510209	5.50	5.5	4	8.5
4510210	5.50	5.5	4.5	9
4510211	6.00	6	5	9.5
4510212	6.00	6	5.5	10
4510213	6.00	6	6	10.5



MaraMeter 853

Indicating Thread Snap Gage

FEATURES

- Rugged, forged steel frame with heat insulators
- Measuring spindle is mounted in long guideway with lever controlled retraction
- Anvil spindle adjustable with thumbscrew via worm and rack, for mounting interchangeable support yokes
- Measuring spindle and anvil are made of hardened stainless steel with mounting bore for insertion of interchangeable anvils
- Anvil spindle can easily be fine adjusted
- Constant measuring force as a result of built-in spring, eliminating user influence
- Maximum wear resistance due to non-contact positioning
- **Package contains:** flat contact point 903 (steel), wooden case, excludes indicator



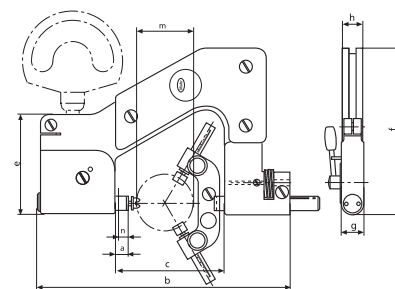
Application:

- For pitch, root and outside diameters on taps in conjunction with interchangeable anvils
- Universally applicable and extremely versatile; each instrument spans a broad measuring range

TECHNICAL DATA

Order no.	4511000	4511001
Product type	853	
Application range	mm 1.2 –35	35 –75
Application range in inch	.04 –1.37"	1.37 –3"
Measuring span	mm 8	
Repeatability f_w	μm 2	
Measuring force	N 7.5	

Order no.	n	a	b	c	e	f	g	h
	mm	mm	mm	mm	mm	mm	mm	mm
4511000	8	12	152	66	60	98	14	11.5
4511001	8	11.5	192	110	65	125	14	14



ACCESSORIES

Order no.	Product name	Product type
4334001	Millimess 2 μm , $\pm 130 \mu\text{m}$	1003 XL
4333000	Millimess 5 μm , $\pm 130 \mu\text{m}$	1004
4332000	Millimess 0.01 mm, $\pm 0.25 \text{ mm}$	1010
4337620	Digital indicator, 0.0005 mm, 12.5 mm	1086 R
4337624	Digital indicator, 0.0005 mm, 12.5 mm	1086 Ri
4511024	Interchangeable support yoke 3 flutes of taps for 1.2–35 mm range	853 qk 3
4511025	Interchangeable support yoke 3 flutes of taps for range 35–75mm	853 qg 3
4511026	Interchangeable support yoke 5 flutes of taps for 1.2–35 mm range	853 qk 5
4511027	Interchangeable support yoke 5 flutes of taps for 35–75mm range	853 qg 5
4511028	Interchangeable support yoke 7 flutes of taps for 1.2–35 mm range	853 qk 7
4511029	Interchangeable support yoke 7 flutes of taps for 35–75mm range	853 qg 7
4511190	Anvil flat, carbide tipped	40 Za
4173210	Anvil flat, hardened steel	40 Za



1004



1086 R;
1086 R-HR;
1086 ZR



1086 Ri

MaraMeter Thread Anvils

Indicating Thread Snap Gage

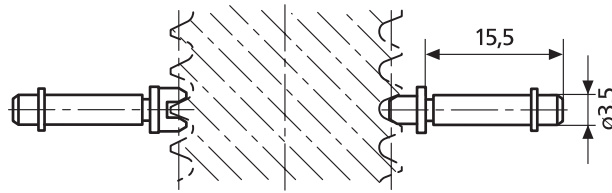
FEATURES

- For pitch diameters
- Wear-resistant special steel, hardened
- With cylindrical mounting shank and retainer ring for rotatable mounting in the bore of the dial comparator snap gage
- Adjustment with threaded setting plug 715 E

ACCESSORIES

Thread pitch in mm	Blade Order no.	V-anvil Order no.
Pitch diameter, external thread		
Metric 60°		
0.2	4174007	4173051
0.25	4174008	4173052
0.3	4174009	4173053
0.35	4174010	4173054
0.4	4174011	4173055
0.45	4174012	4173056
0.5 – 0.7	4174000	4173000
0.7 – 1	4174001	4173001
1.25 – 2	4174002	4173002
2 – 3.5	4174003	4173003
3.5 – 5	4173704	4173004
5 – 7	4174005	4173005
7 – 9	4174006	4173006

Thread pitch in TPI	Blade Order no.	V-anvil Order no.
UST 60°		
60 – 48	4176113	4173124
48 – 40	4176114	4173125
40 – 32	4176115	4173115
32 – 24	4176116	4173116
24 – 18	4176117	4173117
18 – 14	4176118	4173118
14 – 10	4176119	4173119
10 – 7	4176120	4173120
7 – 4.5	4176121	4173121
4.5 – 3	4176122	4173122
Whitworth 55°		
40 – 32	4176043	4173043
32 – 24	4176044	4173044
24 – 18	4176045	4173045
18 – 14	4176046	4173046
14 – 10	4176047	4173047
10 – 7	4176048	4173048
7 – 4.5	4176049	4173049
4.5 – 3	4176050	4173050
3 – 2.5	4179411	4179408



MaraMeter XLI-22P-20

Portable Thickness Gages



FEATURES

- Indicator built into gage frame for maximum ruggedness
- Lift lever for one hand operation
- Continuous reading dials with revolution counter for absolute measurement of thin materials, plastic films and small parts
- 6.3 mm / .25" diameter, flat steel contacts
- **Data interface:** Digimatic, RS232C, USB
- **Energy supply:** Battery operation
- **Package contains:** includes indicator



Application:

- Thickness measurement of small parts from 0 to 1.0 inch

TECHNICAL DATA

Order no.	Product type	Measuring range	Measuring range	Throat depth	Jaw depth	Resolution	Resolution	Size of measuring surface	Indicating instrument (included in package)
2057541	XLI-22P-20	mm	inch	mm	inch	mm	inch	6.3 mm / 0.25" steel contacts	4337651 1086 ZR
		0-25	0-1"	50	2"	0.0005, 0.001, 0.002, 0.005, 0.01	.00002", .00005", .0001", .0002", .0005"		

ACCESSORIES

Order no.	Product name	Product type
2003150	Base/bench stand for 300P or 1000P style snap gage	BA-26

MaraMeter 22P-11 / 22P-15 / 22P-20

Portable Thickness Gages

FEATURES

- Indicator built into gage frame for maximum ruggedness
- Lift lever for one hand operation
- Continuous reading dials with revolution counter for absolute measurement of thin materials, plastic films and small parts
- 6.3 mm / .25" diameter, flat steel contacts
- **Data interface:** none
- **Package contains:** includes indicator



Application:

- Thickness measurement of small parts from 0 to 1.0 inch, depending on model

TECHNICAL DATA

Order no.	Product type	Measuring range	Jaw depth	Graduation value	Size of measuring surface	Indicating instrument (included in package)
		inch	inch	inch		
2050446	22P-11	0 – .10"	1.13"	.0001"	6.3 mm / 0.25" steel contacts	Integral Indicator (22IN-RC dial)
2050447	22P-15	0 – .50"	2"	.001"	6.3 mm / 0.25" steel contacts	Integral Indicator (28IQN dial)
2050449	22P-20	0 – 1"	2"	.001"	6.3 mm / 0.25" steel contacts	Integral Indicator (28ISN dial)

ACCESSORIES

Order no.	Product name	Product type
2003150	Base/bench stand for 300P or 1000P style snap gage	BA-26

MaraMeter 22P-10M / 22P-15M / 22P-20M

Portable Thickness Gages

FEATURES

- Indicator built into gage frame for maximum ruggedness
- Lift lever for one hand operation
- Continuous reading dials with revolution counter for absolute measurement of thin materials, plastic films and small parts
- 6.3 mm / .25" diameter, flat steel contacts
- **Data interface:** none
- **Package contains:** includes indicator



Application:

Thickness Measurement of small parts from 0 to 25.4mm

TECHNICAL DATA

Order no.	Product type	Measuring range	Throat depth	Graduation value	Size of measuring surface	Indicating instrument (included in package)
2050445	22P-10M	0 –2.54 mm	28.6 mm	0.002 mm	6.3 mm / 0.25" steel contacts	Integral Indicator (P11-RC dial)
2050448	22P-15M	0 –12.7 mm	50 mm	0.01 mm	6.3 mm / 0.25" steel contacts	Integral Indicator (26I-RC dial)
2050450	22P-20M	0 –25 mm	50 mm	0.01 mm	6.3 mm / 0.25" steel contacts	Integral Indicator (26I-RC dial)

ACCESSORIES

Order no.	Product name	Product type
2003150	Base/bench stand for 300P or 1000P style snap gage	BA-26

MaraMeter XLI-57B-15

Portable Thickness Gages



FEATURES

- Solid casting with ribbed frame provides strength and rigidity for accurate measurements
- 0.003 mm / .0001" parallelism with tables up to 19 mm / .75" diameter
- 283 g / 10 oz. dead weight load for constant gaging pressure
- 10 mm / .407" diameter flat upper 54.0 mm / 2.125" lower contacts
- Indicator mounts with adjustable back for quick positioning for each gaging requirement
- Digital indicator includes integrated wireless transmitter
- With lift lever so work can be easily placed between the table and contact
- Four inch throat depth for part clearance
- **Data interface:** Digimatic, RS232C, USB, Integrated wireless
- **Energy supply:** Battery operation
- **Package contains:** includes indicator



Application:

- Precision thickness measurement requiring dead weight load force

TECHNICAL DATA

Order no.	Product type	Measuring range		Throat depth		Jaw depth		Resolution		Indicating instrument (included in package)	Parallelism deviation		Measuring force
		mm	inch	mm	inch	mm	inch	mm	inch		µm	inch	
2057551	XLI-57B-15	0-25	0-1"	102	4"	0.0005, 0.001, 0.002, 0.005, 0.01	.00002", .00005", .0001", .0002", .0005"	4337628 (1086Ri)	3	.0001"	278 gm / 10 oz dead weight		

MaraMeter 57B-14 / 57B-15

Portable Thickness Gages

FEATURES

- Solid casting with ribbed frame provides strength and rigidity for accurate measurements
- 0.003 mm / .0001" parallelism with tables up to 19 mm / .75" diameter
- 283 g / 10 oz. dead weight load for constant gaging pressure
- 10 mm / .407" diameter flat upper 54.0 mm / 2.125" lower contacts
- Indicator mounts with adjustable back for quick positioning for each gaging requirement
- Digital indicator includes integrated wireless transmitter
- With lift lever so work can be easily placed between the table and contact
- Four inch throat depth for part clearance
- **Data interface:** none
- **Package contains:** includes indicator



Application:

- Precision thickness measurement requiring dead weight load force

TECHNICAL DATA

Order no.	Product type	Measuring range	Jaw depth	Graduation value	Indicating instrument (included in package)	Parallelism deviation	Measuring force
		inch	inch	inch		inch	N
2050982	57B-14	0 – .10"	4"	.0001"	IDT-340 Indicator (32-RC)	.0001"	2.78 N (10oz dead weight)
2050984	57B-15	0 – 1"	4"	.001"	IDS-341 Indicator (D8IS)	.0001"	2.78 N (10oz dead weight)

MaraMeter 57B–14M / 57B–15M

Portable Thickness Gages

FEATURES

- Solid casting with ribbed frame provides strength and rigidity for accurate measurements
- 0.003 mm / .0001" parallelism with tables up to 19 mm / .75" diameter
- 283 g / 10 oz. dead weight load for constant gaging pressure
- 10 mm / .407" diameter flat upper 54.0 mm / 2.125" lower contacts
- Indicator mounts with adjustable back for quick positioning for each gaging requirement
- Digital indicator includes integrated wireless transmitter
- With lift lever so work can be easily placed between the table and contact
- Four inch throat depth for part clearance
- **Data interface:** none
- **Package contains:** includes indicator



Application:

- Precision thickness measurement requiring dead weight load force

TECHNICAL DATA

Order no.	Product type	Measuring range	Throat depth	Graduation value	Indicating instrument (included in package)	Measuring force
2050983	57B–14M	0–2.5 mm	102 mm	0.002 mm	IDS–342 Indicator (Q11-RC)	2.78 N (10oz dead weight)
2050985	57B–15M	0–25 mm	102 mm	0.01 mm	IDS–343 Indicator (SQ6IS)	2.78 N (10oz dead weight)

MaraMeter XLI-57B-13

Portable Thickness Gages



FEATURES

- Using the basic design of the Model 57B-13 (Model 57B-13M — Metric) gage, the lower contact is PT-103, 1.10 mm / .043" diameter rod, mounted horizontally
- Upper contact is a flat chisel contact, in line with the rod
- By slipping tubular parts onto the lower contact, the gage can measure the wall thickness of the tube
- An auxiliary weight on the indicator provides a total dead weight load of 25 grams
- Digital indicator includes integrated wireless transmitter
- **Data interface:** Digimatic, Opto RS232C, USB, Integrated wireless
- **Energy supply:** Battery operation
- **Package contains:** includes indicator



Application:

- For checking wall thickness of wire insulation and other small diameter tubular parts

TECHNICAL DATA

Order no.	Product type	Measuring range	Measuring range	Throat depth	Jaw depth	Resolution	Resolution	Indicating instrument (included in package)	Measuring force
		mm	inch	mm	inch	mm	inch		N
2057550	XLI-57B-13	0-7.62	0-.30"	102	4"	0.0005, 0.001, 0.002, 0.005, 0.01	.00002", .00005", .0001", .0002", .0005"	4337628 (1086Ri)	0.25

ACCESSORIES

Order no.	Product name	Product type
2225698	Replacement rod for PT-103 Pin, 0.043" diameter 0.687" length	PS-43
2225741	Pin, Ø=1.10mm / .043", lower contact 1.10 mm / 0.043" diameter pin, lower contact assembly	PT-103
2225869	Pin, Ø=0.05mm / .02", lower contact 0.050 mm / 0.020 in diameter pin, lower contact assembly	PT-2245

MaraMeter 57B–13

Portable Thickness Gages

FEATURES

- Using the basic design of the Model 57B–13 (Model 57B–13M — Metric) gage, the lower contact is PT–103, 1.10 mm / .043" diameter rod, mounted horizontally
- Upper contact is a flat chisel contact, in line with the rod
- By slipping tubular parts onto the lower contact, the gage can measure the wall thickness of the tube
- An auxiliary weight on the indicator provides a total dead weight load of 25 grams
- Digital indicator includes integrated wireless transmitter
- **Data interface:** none
- **Package contains:** includes indicator



Application:

- For checking wall thickness of wire insulation and other small diameter tubular parts

TECHNICAL DATA

Order no.	Product type	Measuring range	Throat depth	Jaw depth	Graduation value	Indicating instrument (included in package)	Measuring force
		inch	mm	inch	inch		N
2050980	57B–13	0 –.30"	102	4"	.0005"	IDS–116 indicator (25M-RC)	0.25

ACCESSORIES

Order no.	Product name	Product type
2225698	Replacement rod for PT–103 Pin, 0.043" diameter 0.687" length	PS–43
2225741	Pin, Ø=1.10mm / .043", lower contact 1.10 mm / 0.043" diameter pin, lower contact assembly	PT–103
2225869	Pin, Ø=0.05mm / .02", lower contact 0.050 mm / 0.020 in diameter pin, lower contact assembly	PT–2245

MaraMeter 57B–13M

Portable Thickness Gages

FEATURES

- Using the basic design of the Model 57B–13 (Model 57B–13M — Metric) gage, the lower contact is PT–103, 1.10 mm / .043" diameter rod, mounted horizontally
- Upper contact is a flat chisel contact, in line with the rod
- By slipping tubular parts onto the lower contact, the gage can measure the wall thickness of the tube
- An auxiliary weight on the indicator provides a total dead weight load of 25 grams
- Digital indicator includes integrated wireless transmitter
- **Data interface:** none
- **Package contains:** includes indicator



Application:

- For checking wall thickness of wire insulation and other small diameter tubular parts

TECHNICAL DATA

Order no.	Product type	Measuring range	Throat depth	Graduation value	Indicating instrument (included in package)	Measuring force
2050981	57B–13M	mm 0 –7.6	mm 102	mm 0.01	IDS–287 indicator (26I-RC)	N 0.25

ACCESSORIES

Order no.	Product name	Product type
2225698	Replacement rod for PT–103 Pin, 0.043" diameter 0.687" length	PS–43
2225741	Pin, Ø=1.10mm / .043", lower contact 1.10 mm / 0.043" diameter pin, lower contact assembly	PT–103
2225869	Pin, Ø=0.05mm / .02", lower contact 0.050 mm / 0.020 in diameter pin, lower contact assembly	PT–2245

MaraMeter EMD-57B-11 / EMD-57B-11D

Portable Thickness Gages



FEATURES

- Solid casting with ribbed frame provides strength and rigidity for accurate measurements
- Furnished with a lift lever so work can be easily placed between the contacts
- Large 54 mm/ 2.125" diameter lower anvil provides convenient stage for small parts or flat materials
- 4.75 mm/ .187" diameter radiused upper contact normally provided
- 102 mm/ 4" throat depth for part clearance
- Indicator mounts with adjustable back for quick positioning for each gaging requirement
- Available with dial indicator or digital electronic indicator
- **Data interface:** none
- **Energy supply:** Battery operation
- **Package contains:** includes indicator



Application:

- Precision thickness measurement

TECHNICAL DATA

Order no.	Product type	Measuring range		Throat depth		Resolution		Indicating instrument (included in package)
		mm	inch	mm	inch	mm	inch	
2051884	EMD-57B-11	0-21.5	0-1"	102	4"	0.0005, 0.001, 0.005	.00002", .00005", .0001", .0005"	2033101 Max- μ m III
2051885	EMD-57B-11D	0-21.5	0-1"	102	4"	0.0005, 0.001, 0.005	.00002", .00005", .0001", .0005"	2033111 Max- μ m III
2057548		0-25		102	4"	0.0005, 0.001, 0.002, 0.005, 0.01	.00002", .00005", .0001", .0002", .0005"	4337651 (1086ZR)
2057549		0-12.5		102	4"	0.0005, 0.001, 0.002, 0.005, 0.01	.00002", .00005", .0001", .0002", .0005"	4337650 (1086ZR)

MaraMeter 57B-11 / 57B-12

Portable Thickness Gages

FEATURES

- Solid casting with ribbed frame provides strength and rigidity for accurate measurements
- Furnished with a lift lever so work can be easily placed between the contacts
- Large 54 mm/ 2.125" diameter lower anvil provides convenient stage for small parts or flat materials
- 4.75 mm/ .187" diameter radiused upper contact normally provided
- 102 mm/ 4" throat depth for part clearance
- Indicator mounts with adjustable back for quick positioning for each gaging requirement
- Available with dial indicator or digital electronic indicator
- **Data interface:** none
- **Package contains:** includes indicator



Application:

- Precision thickness measurement

TECHNICAL DATA

Order no.	Product type	Measuring range	Throat depth	Jaw depth	Graduation value	Indicating instrument (included in package)
2050976	57B-11	inch 0 – 1"	mm 102	inch 4"	inch .001"	IDS-160 Indicator (D8IS)
2050978	57B-12	0 – .50"	102	4"	.0005"	IDS-161 Indicator (D7I-RC)

MaraMeter 57B–11M / 57B–12M

Portable Thickness Gages

FEATURES

- Solid casting with ribbed frame provides strength and rigidity for accurate measurements
- Furnished with a lift lever so work can be easily placed between the contacts
- Large 54 mm/ 2.125" diameter lower anvil provides convenient stage for small parts or flat materials
- 4.75 mm/ .187" diameter radiused upper contact normally provided
- 102 mm/ 4" throat depth for part clearance
- Indicator mounts with adjustable back for quick positioning for each gaging requirement
- Available with dial indicator or digital electronic indicator
- **Data interface:** none
- **Package contains:** includes indicator



Application:

- Precision thickness measurement

TECHNICAL DATA

Order no.	Product type	Measuring range	Throat depth	Graduation value	Indicating instrument (included in package)
2050977	57B–11M	0 –25	102	0.01	IDS–285 Indicator (SQ6IS)
2050979	57B–12M	0 –12.5	102	0.01	IDS–286 Indicator (SQ6I)

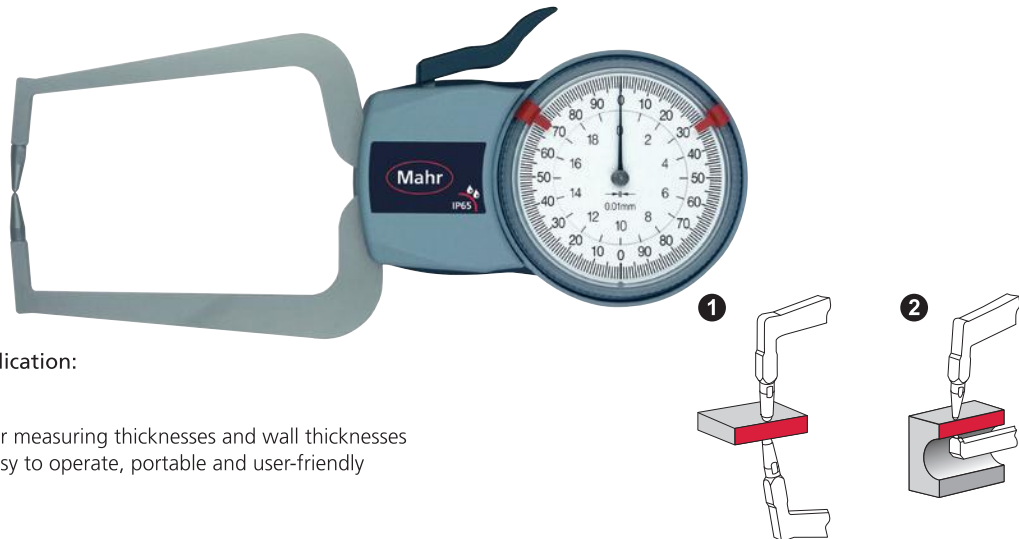
MaraMeter 838 TA

Gage for External Measurement



FEATURES

- Contact points made of carbide
- Absolute measuring instrument
- Easy-to-read tolerance markers
- IP protection category: IP 65
- Package contains: test certificate



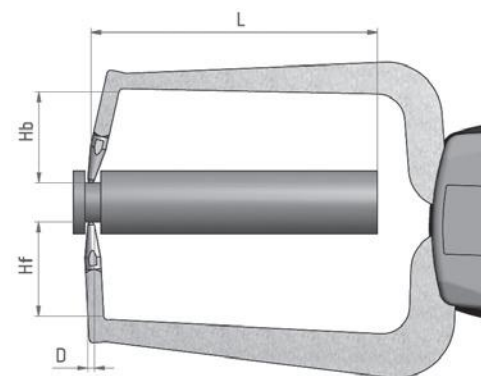
Application:

- For measuring thicknesses and wall thicknesses
- Easy to operate, portable and user-friendly

TECHNICAL DATA

Order no.	Product type	Measuring range	Graduation value	Measuring depth	Error limit	Repeatability	Dimension L	Form of measuring contacts	Diameter of measuring contact ball	Force
		mm	mm	mm	mm	mm	mm		mm	N
4495550	838 TA	0 – 10	0.005	35	0.015	0.005	35	1	1.5	0.8 – 1.2
4495551	838 TA	0 – 20	0.01	85	0.03	0.01	85	1	1.5	1.1 – 1.6
4495552	838 TA	0 – 20	0.01	85	0.03	0.01	85	2	1.5	1.1 – 1.6
4495555	838 TA	0 – 50	0.05	167	0.05	0.025	167	1	3	0.8 – 1.7
4495556	838 TA	0 – 50	0.05	169	0.05	0.025	169	2	3	0.8 – 1.7

Order no.	D	Hb	Hf	Dimension L
	mm	mm	mm	mm
4495550	1.5	19.1	18.6	35
4495551	1.5	24.6	24.6	85
4495552	1.5	24.6	2.5	85
4495555	3	30	30	167
4495556	3	30	4.3	169



MaraMeter 838 TAZ

Gage for External Measurement



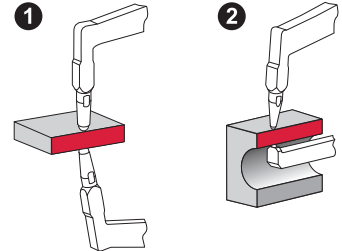
FEATURES

- Contact points made of carbide
- Absolute measuring instrument
- Easy-to-read tolerance markers
- IP protection category: IP 65
- Package contains: test certificate



Application:

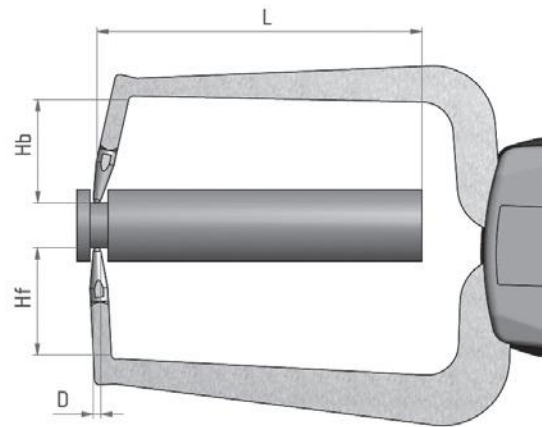
- For measuring thicknesses and wall thicknesses
- Easy to operate, portable and user-friendly



TECHNICAL DATA

Order no.	Product type	Measuring range	Graduation value	Measuring depth	Error limit	Repeatability	L	Form of measuring contacts	Measuring contact ball diameter	Measuring force
		inch	inch	inch	inch	inch	inch		inch	N
4495950	838 TAZ	0 – .40"	.0002"	1.37"	.0008"	.0002"	1.37"	1	.6"	0.8 – 1.2
4495951	838 TAZ	0 – .80"	.0005"	3.2"	.0015"	.0005"	3.2"	1	.6"	1.1 – 1.6
4495952	838 TAZ	0 – .80"	.0005"	3.2"	.0015"	.0005"	3.2"	2	.6"	1.1 – 1.6
4495955	838 TAZ	0 – 2.0"	.001"	6.6"	.002"	.001"	6.6"	1	.12"	0.8 – 1.7
4495956	838 TAZ	0 – 2.0"	.001"	6.7"	.002"	.001"	6.7"	2	.12"	0.8 – 1.7

Order no.	D	Hb	Hf	L
	inch	inch	inch	inch
4495950	.6"	.75"	.75"	1.37"
4495951	.6"	.97"	.97"	3.2"
4495952	.6"	.97"	.097"	3.2"
4495955	.12"	1.18"	1.18"	6.6"
4495956	.12"	1.18"	.17"	6.7"



MaraMeter 838 EA

Electronic Gauge for External Measurement



FUNCTIONS

- ON/OFF
- mm/inch
- TOL (enter tolerance limit values)
- ABS (display can be set to zero without losing reference to preset)
- DATA (data transmission via connection cable)

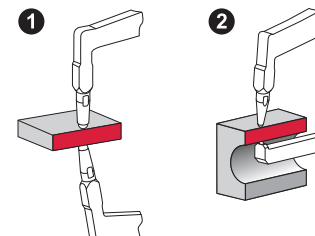
FEATURES

- High contrast analog and digital LCD
- Tolerance displayed with 2 LEDs
- **Data interface:** Digimatic, USB
- **Energy supply:** Battery operation (2x 1.5V AAA)
- **IP protection category:** IP 67
- **Package contains:** instruction manual, battery, test certificate



Application:

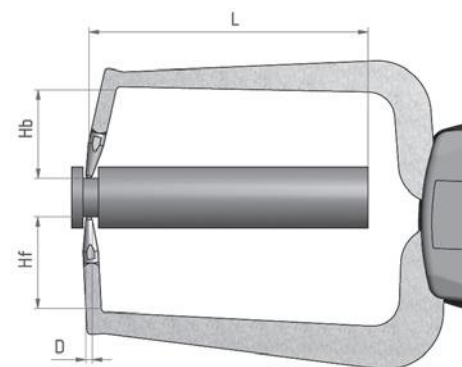
- Specified measuring programs according to application
- Absolute/relative measuring program



TECHNICAL DATA

Order no.	Product type	Measuring range	Graduation value	Measuring depth	Error limit	Repeatability	Dimension L	Form of measuring contacts	Diameter of measuring contact ball	Measuring force
		mm	mm	mm	mm	mm	mm		mm	N
4495560	838 EA	0-10	0.005	35	0.015	0.005	35	1	1.5	0.8-1.2
4495561	838 EA	0-20	0.01	85	0.03	0.01	85	1	1.5	1.1-1.6
4495562	838 EA	0-20	0.01	85	0.03	0.01	85	2	1.5	1.1-1.6
4495563	838 EA	0-30	0.02	116	0.04	0.02	116	1	3	0.9-1.6
4495564	838 EA	0-50	0.02	167	0.06	0.04	167	1	3	0.8-1.7
4495565	838 EA	0-30	0.02	116	0.04	0.02	116	2	3	0.9-1.6
4495566	838 EA	0-50	0.02	169	0.06	0.04	169	2	3	0.8-1.7

Order no.	D	Hb	Hf	Dimension L
	mm	mm	mm	mm
4495560	1.5	19.1	18.6	35
4495561	1.5	24.6	24.6	85
4495562	1.5	24.6	2.5	85
4495563	3	30	30	116
4495564	3	30	30	167
4495565	3	30	4	116
4495566	3	30	4.3	169



ACCESSORIES

Order no.	Product name	Product type
4495079	838 USB Data connection cable USB (1.5 m)	838 USB
4495083	Digimatic data cable (1.5 m)	838 di (A)

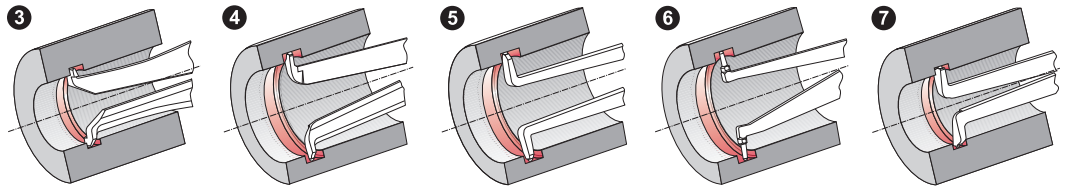
MaraMeter 838 TI

Gage for Internal Measurement



FEATURES

- Contact points made of carbide
- Absolute measuring instrument
- Easy-to-read tolerance markers
- IP protection category: IP 65
- Package contains: test certificate



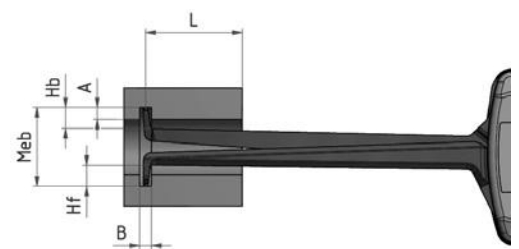
Application:

- For measuring bores and internal grooves
- Easy to operate, portable and user-friendly

TECHNICAL DATA

Order no.	4495580	4495581	4495582	4495583	4495584	4495585	4495586	4495587	
Product type	838 TI								
Measuring range	mm 5 –15	10 –30	20 –40	30 –50	40 –60	50 –70	15 –65	40 –90	
Graduation value	mm 0.005	0.01			0.05		0.05		
Measuring depth	mm 35	85			188		192		
Error limit	mm 0.015	0.03			0.05		0.05		
Repeatability	mm 0.005	0.01			0.025		0.025		
Groove depth	mm 2.3	5.2	7	8.3		5.5	8.3		
Groove width	mm 0.8	1.2		1.9		2.4		2.4	
Form of measuring contacts	4		5		6		7		6
Diameter of measuring contact ball	mm 0.6	1			1.5		2		
Measuring force	N 0.8 –1.2	1.1 –1.6			0.9 –1.9		0.9 –1.9		

Order no.	A	B	D	Hb	Hf	Dimension L
	mm	mm	mm	mm	mm	mm
4495580	2.3	0.80	0.6	2.5	2.5	35
4495581	5.2	1.20	1	5.4	5.4	85
4495582	7	1.20	1	7.3	7.3	85
4495583	7	1.20	1	7.3	7.3	85
4495584	8.3	1.20	1	12.2	12.2	85
4495585	8.3	1.20	1	12.2	12.2	85
4495586	5.5	1.90	1.5	6	6	188
4495587	8.3	2.40	2	8.5	8.5	192



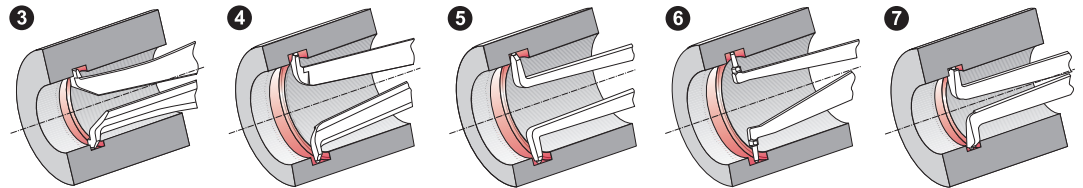
MaraMeter 838 TIZ

Gage for Internal Measurement



FEATURES

- Contact points made of carbide
- Absolute measuring instrument
- Easy-to-read tolerance markers
- IP protection category: IP 65
- Package contains: test certificate



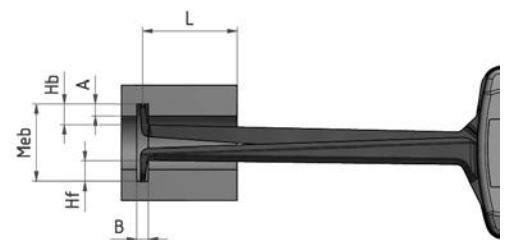
Application:

- For measuring bores and internal grooves
- Easy to operate, portable and user-friendly

TECHNICAL DATA

Order no.	4495980	4495981	4495982	4495983	4495984	4495985	4495986	4495987
Product type	838 TIZ							
Measuring range	inch .20 – .60"	.40 – 1.20"	.80 – 1.60"	1.20 – 2.00"	1.60 – 2.40"	2.00 – 2.80"	.60 – 2.60"	1.60 – 3.60"
Graduation value	inch .0002"			.0005"				.001"
Measuring depth	inch 1.37"			3.2"			7.5"	7.6"
Error limit	inch .0008"			.0015"			.002"	
Repeatability	inch .0002"			.0005"			.001"	
Form of measuring contacts		4		5		6	7	6
Measuring contact ball diameter	inch .024"			.04"			.06"	.08"
Measuring force	N 0.8 – 1.2			1.1 – 1.6			0.9 – 1.9	

Order no.	Dimension A	Dimension B	D	Hb	Hf	L
4495980	.09"	.032"	.024"	.97"	.97"	1.37"
4495981	.19"	.06"	.04"	.21"	.21"	3.2"
4495982	.26"	.08"	.04"	.29"	.29"	3.2"
4495983	.26"	.08"	.04"	.29"	.29"	3.2"
4495984	.31"	.08"	.04"	.33"	.33"	3.2"
4495985	.31"	.08"	.04"	.33"	.33"	3.2"
4495986	.2"	.08"	.06"	.25"	.25"	7.5"
4495987	.2"	.1"	.08"	.33"	.33"	7.6"



MaraMeter 838 EI

Electronic Gauge for Internal Measurement

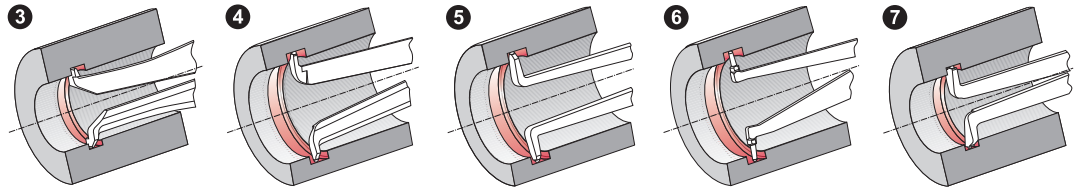


FUNCTIONS

- ON/OFF
- mm/inch
- ABS (display can be set to zero without losing reference to preset)
- TOL (enter tolerance limit values)

FEATURES

- High contrast analog and digital LCD
- Tolerance displayed with 2 LEDs
- **Data interface:** Digimatic, USB
- **Energy supply:** Battery operation (2x 1.5V AAA)
- **IP protection category:** IP 67
- **Package contains:** instruction manual, battery, test certificate



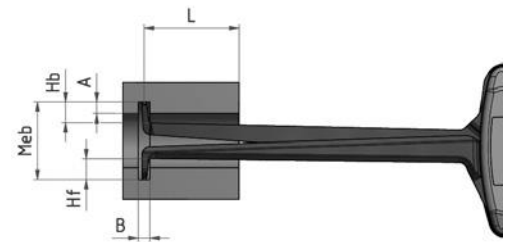
Application:

- Specified measuring programs according to application
- Absolute/relative measuring program

TECHNICAL DATA

Order no.	4495590	4495591	4495592	4495593	4495594	4495595	4495598	4495599	4495600	
Product type	838 EI									
Measuring range	mm 5-15	10-30	20-40	30-50	40-60	50-70	13-43	30-60	50-80	
Graduation value	mm 0.005			0.01				0.02		
Measuring depth	mm 35			85			127	132		
Error limit	mm 0.015			0.03				0.04		
Repeatability	mm 0.005			0.01				0.02		
Groove depth	mm 2.3	5.2	7		8.3		5.7	6.2	8.3	
Groove width	mm 0.8			1.2			1.6	1.8	2.4	
Form of measuring contacts	4		5		6		4		6	
Diameter of measuring contact ball	mm 0.6			1			1.3	1.5	2	
Measuring force	N 0.8-1.2			1.1-1.6				1.2-1.7		

Order no.	A	B	D	Hb	Hf	Dimension L
	mm	mm	mm	mm	mm	mm
4495590	2.3	0.80	0.6	2.5	2.5	35
4495591	5.2	1.20	1	5.4	5.4	85
4495592	7	1.20	1	7.3	7.3	85
4495593	7	1.20	1	7.3	7.3	85
4495594	8.3	1.20	1	12.2	12.2	85
4495595	8.3	1.20	1	12.2	12.2	85
4495598	5.7	1.60	1.3	5.7	5.7	127
4495599	6.2	1.80	1.5	6.5	6.5	132
4495600	8.3	2.40	2	8.5	8.5	132



ACCESSORIES

Order no.	Product name	Product type
4495083	Digimatic data cable (1.5 m)	838 di (A)
4495079	838 USB Data connection cable USB (1.5 m)	838 USB

MaraMeter EMD-75B-1 / EMD-75B-1D / (XLI-75B-1) / (XLI-75B-2)



FEATURES

- Available with dial indicator (75B-1 Models) or Maxum®III and μMaxum®II digital electronic indicators (EMD-75B and XLI-75B Models)
- 89 x 102 mm / 3.50 x 4" hardened, ground work surface provides excellent reference surface
- Four #10-32 tapped holes provided for mounting part location fixturing
- Indicator vertically adjustable over 32 mm / 1.25"
- Two contact points provided, 6 mm / .25" and 32 mm / 1.25" to check features up to 50 mm / 2" deep
- **Data interface:** none
- **Energy supply:** Battery operation



Application:

- Depth measurement inspection of small to medium parts

TECHNICAL DATA

Order no.		2051888	2051889	2057552	2057553
Measuring surface		hardened steel			
Product type		EMD-75B-1	EMD-75B-1D	(XLI-75B-1)	(XLI-75B-2)
Length of base	mm	102			
Length of base	inch	4"			
Width of base	mm	89			
Width of base	inch	3.5"			
Measuring range	mm			0 - 25	0 - 12.5
Measuring range	inch			0 - 1"	0 - .5"
Resolution	mm	0.0005, 0.001, 0.005		0.0005, 0.001, 0.002, 0.005, 0.01	
Resolution	inch	.00002", .00005", .0001", .0005"		.00002", .00005", .0001", .0002", .0005"	
Indicating instrument (included in package)		2033201 Maxum-III	2033211 Maxum-III	4337651 (1086 ZR)	4337650 (1086 ZR)
Measuring depth	mm			50	38
Measuring depth	inch			2"	1.5"

MaraMeter 75B-1

FEATURES

- Available with dial indicator (75B-1 Models) or Maxµm@III and µMaxµm@II digital electronic indicators (EMD-75B and XLI-75B Models)
- 89 x 102 mm / 3.50 x 4" hardened, ground work surface provides excellent reference surface
- Four #10-32 tapped holes provided for mounting part location fixturing
- Indicator vertically adjustable over 32 mm / 1.25"
- Two contact points provided, 6 mm / .25" and 32 mm / 1.25" to check features up to 50 mm / 2" deep
- **Data interface:** none



Application:

- Depth measurement inspection of small to medium parts

TECHNICAL DATA

Order no.	2051077	
Measuring surface		hardened steel
Product type		75B-1
Length of base	mm	102
Length of base	inch	4"
Width of base	mm	89
Width of base	inch	3.5"
Measuring range	inch	0 - 1"
Graduation value	inch	.001"
Indicating instrument (included in package)		IDS-152 Indicator (28ISN)
Measuring depth	mm	25
Measuring depth	inch	2"

MaraMeter 75B-1M

FEATURES

- Available with dial indicator (75B-1 Models) or Maxµm®III and µMaxµm®II digital electronic indicators (EMD-75B and XLI-75B Models)
- 89 x 102 mm / 3.50 x 4" hardened, ground work surface provides excellent reference surface
- Four #10-32 tapped holes provided for mounting part location fixturing
- Indicator vertically adjustable over 32 mm / 1.25"
- Two contact points provided, 6 mm / .25" and 32 mm / 1.25" to check features up to 50 mm / 2" deep
- Data interface: none



Application:

- Depth measurement inspection of small to medium parts

TECHNICAL DATA

Order no.	2051078	
Measuring surface		hardened steel
Product type		75B-1M
Length of base	mm	102
Length of base	inch	4"
Width of base	mm	89
Width of base	inch	3.5"
Measuring range	mm	0 - 25
Resolution	mm	0.01
Graduation value	mm	0.01
Indicating instrument (included in package)		IDS-310 Indicator (SP6IS)
Measuring depth	mm	25